



1984-85
CHARTER SEASON



MEDIA GUIDE





Ooo-la-la! Oom-pah-pah.

Starting April 11, 1985, American Airlines, the official airline of the Dallas Sidekicks, will offer new nonstop service from Dallas/Fort Worth to both Frankfurt and Paris. That's in addition to daily nonstops to London from Dallas/Fort Worth.

What's more, once you get to Europe, you can take advantage of connections to other major cities in Europe, Africa and the Middle East.

So check out American's non-stop service to London, Paris and Frankfurt. And find out what all the hoopla is about.

American Airlines
Something special in the air"



1984-85 MEDIA GUIDE

• TABLE OF CONTENTS

Directory	2
Management	3-6
Staff	7
History	8
Coach	9
Players	10-19
Position Chart	14
Pronunciation Guide	14
Television Schedule	19
Ticket Information	20
1984-85 Rosters	22-23
Franchise Top Crowds	24
Top 20 Crowds	24
Eastern Division	26
Western Division	27
How Game is Played	28-29
MISL Condensed Laws	30-31
MISL Regulations	32-33
MISL Playoff '84	34-35
MISL Playoff '85	34
1983-84 Final Standings	36
1983-84 Scoring Leaders	37
1983-84 Top Goalkeepers	38-39
MISL All Time Leaders	40-41
MISL Records - Regular Season	42-45
MISL Records - Playoffs	46-49
1984-85 Schedule	50-54
MISL Award Winners	55

Edited by Pat Wallace
Editorial Assistance by Bill Pou and Tim Healy
Photography by Layne Murdoch and Phil Stephens
Designed by Ray Shafer of Williamson Printing Corp.
Cover Art by Bill Winn



Sidekicks Club Directory

Executive Offices:

Reunion Arena
777 Sports Street TWX: 9108605580 (SIDEKICKS LID)
Dallas, TX 75207 (214) 760-7330, 263-4781

Executive Committee

President	Donald Carter
Executive Vice President	Norm Sonju
Vice President/General Manager	Ron Adkins

Administrative Staff

Director of Player Personnel	William Nuttall
Director of Marketing/Advertising	Gary Hanson
Director of Group Sales & Arena Operations	Ric DuPree
Director of Public Relations	Patrick Wallace
Accountant/Ticket Manager	George Dewey
Production Director	Scott Shifflett
Executive Secretary	Lisa Ingle
Marketing Secretary	Elise Johnson
Receptionist	Chrystal Maness
Sales Representatives	Jim Bradford, Sally Graf, Bill Pou, and Jeanine Sperry

Team Staff

Head Coach	Gordon Jago
Team Doctor	Howard A. Moore, M.D.
Team Trainer	Steve Smith

Team Information

Season Tickets	\$200.00, \$137.50, \$87.50
Single Game	\$8.00, \$5.50, \$3.50
Home Arena	Reunion Arena
Seating Capacity	16,696
Team Colors	Green, Silver, and White
Practice Facility	The Soccer Center 1000 Hampshire Road Richardson, TX 75080 (214) 680-8300
Fitness Center	Courtside Fitness Center 902 St. Paul Richardson, TX 75080 (214) 234-5000

Donald J. Carter President



Donald J. Carter is no newcomer to professional sports. As President of the Dallas Mavericks, he knows how to build an effective sports organization. As a businessman, he serves as President of H.I. Service Enterprises (a subsidiary of Home Interiors & Gifts, Inc.), and numerous other corporations.

Sidekicks General Manager Ron Adkins admires Mr. C. (as Mr. Carter is referred to by his employees). Says Adkins, "Mr. C. not only has the head for business, but also the heart. He is an active supporter of the Fellowship of Christian Athletes, the Paul Anderson Youth Homes Foundation, Inc., the YMCA, and the Boy Scouts of America.

Carter became interested in soccer when he saw the number of area young people involved. "I saw a cloud of dust off Preston Rd. and 544 one day and stopped to investigate," recalled Carter. "It was incredible! Literally hundreds of kids were playing soccer. Now I don't know much about soccer, but I do know about people. If you want to help people, you need to start with them when they're young." Mr. C. concluded, "Dallas was good to me when I was a boy, and now that I am a man, I want to give something back. Soccer is not just a business investment, but an investment for the youth of this area."

A private pilot with varied interests, Carter's hobbies include antique car collecting. Carter, 51 (7/5/33), and his wife Linda have six children.

Norm Sonju
Executive
Vice President



Norm Sonju played a key role in bringing the Sidekicks and the MISL to the Dallas-Ft. Worth area. He first attended the 1983 MISL ALL-STAR game as the guest of Commissioner Earl Foreman, and this game was the impetus for the investigative studies Sonju made to the Executive Committee which eventually led to the creation of the Sidekicks.

"When I attended that game in Kansas City and saw the enthusiastic fan support, as well as the overall entertainment value of the evening, I felt the Dallas-Ft. Worth area would be a great place to launch an MISL team," said Sonju.

Sonju's main area of concern is the Dallas Mavericks NBA team, where he serves as Vice President and General Manager. He directed the Mavericks expansion drive, and along with Donald Carter made the NBA in Dallas a reality. Before establishing the Mavericks organization, Sonju served as President and General Manager of the Buffalo Braves from 1976-78. Prior to that, he was an executive with ServiceMaster Industries, Inc., a contract cleaning company based in Downers Grove, Illinois. Sonju holds a Master of Business Administration degree from the University of Chicago, and a Bachelor of Arts from Grinnell College.

During his temporary reign as General Manager of the Sidekicks, Sonju hired Bill Nuttall as Director of Player Personnel, signed Jan van Beveren, and established the Sidekicks as an entity. He is able to devote his attention to the Mavericks full-time now that Ron Adkins serves as General Manager of the Sidekicks.

"I am pleased that Ron is able to handle the day-to-day activities of the Sidekicks. My role will be to help and assist in any way Ron sees fit. He has the support of the entire Mavericks organization. We appreciate him and are committed to him," added Sonju.

Sonju and his wife Carole reside in Dallas with their three children.

Ron Adkins
Vice President
General Manager



Ron Adkins began his reign as a "Sports Empressario" on June 20th, 1984. Although new to the MISL,

Adkins has earned the respect of the other teams in record time. He has the strong business background to run a successful franchise. His previous accomplishments include serving as Vice-President/General Manager of Moody Day, Inc. (a Dallas based construction equipment company), as Vice-President of Sales and Marketing at Merico, Inc. (a subsidiary of Campbell-Taggart, Inc.), and in management of Goodyear Tire and Rubber Company.


Says Adkins, "Four years ago the Dallas - Ft. Worth fans said this is football country. Why bring in a basketball team? The Chaparrals (San Antonio Spurs) failed, what makes the Mavericks think they will survive?"

"Now, the Mavericks sell-out on a regular basis, and people are saying this is football and basketball country. Why bring an indoor soccer team here? The Tornado failed, what makes the Sidekicks think they will succeed?"

"My answer is that the Mavericks have shown us the way, but we have to earn our own fan loyalty. How? By building product recognition and identity. We will always put a team on the field that Dallas can be proud of. A team that always hustles, and when they win, they win with style. We recognize the Dallas - Ft. Worth area as a "hot bed" of youth soccer. We believe in fielding a team the area youth can learn from and look to as role models."

Adkins, 43 (8/28/41), is a native of the Shreveport, La. area. He and his wife Alice have two future Sidekicks in the family, Alex, 12, and Micah, 10.

Bill Nuttall Director of Player Personnel



Bill Nuttall brings a diverse soccer background to the Sidekicks. He has soccer experience in administration, coaching, broadcasting, and playing.

Nuttall comes to the Sidekicks after four years with the Fort Lauderdale Strikers of the NASL, where he served the dual role of assistant coach/director of player personnel. The Strikers were 70-58 in his tenure and reached the Soccer Bowl in 1980. He developed one of the most sophisticated computerized scouting systems in professional sports while with the Strikers. Prior to joining the Strikers, Nuttall recorded a 56-16-1 mark in five years as head coach at Florida International University in Miami.

A former goalkeeper with the Miami Toros and the Strikers from 1974-76, Nuttall's career goals-against-average is 1.99. His best season was 1975, posting an impressive 1.18 goals-against-average.

Nuttall also knows how to handle a microphone. He has done color commentary on soccer broadcasts for ESPN and WPLG-TV in Miami. He's also written and produced an instructional soccer film, and a 10-part series for Miami's WTVJ-TV, "How to Watch a Soccer Game." In addition, he had a coaching manual for the Florida Youth Soccer Association published.


While playing for the Miami Toros, Nuttall received a masters degree in education administration from Florida International University. He also holds a United States Soccer Federation coaching license.

Nuttall, 36 (3/10/48), is a native of Norristown, Pa. He and wife Beth have one daughter, Courtney, 8.


Dallas Sidekicks Staff




Ric Dupree
Director of Group
Sales and Arena
Operations




Patrick Wallace
Director of
Public Relations



Gary Hanson
Director of Marketing
and Advertising



George Dewey
Accountant/
Ticket Manager



Scott Shifflett
Production Director



Lisa Ingle
Executive Secretary



Elise Johnson
Marketing Secretary



Crystal Maness
Receptionist




Jim Bradford
Sales Representative



Jeanine Sperry
Sales Representative



Sally Graf
Sales Representative



Bill Pou
Sales Representative



Chris Agnes
Equipment Manager



Steve Smith
Trainer



Dallas Sidekicks History

The Dallas Sidekicks became the 25th team in MISL history on June 29, 1983, when Dallas businessman Donald Carter purchased the bankrupt New Jersey Rockets franchise. Carter, who also owns the very successful Dallas Mavericks of the NBA, felt the time was right for a professional indoor soccer team in the Dallas-Ft. Worth area.

The Sidekicks were officially introduced to the Dallas-Ft. Worth area at a January 12, 1984 press conference at Reunion Arena, the home arena for the Sidekicks. Bill Nuttall, a former assistant coach and director of player personnel with the Ft. Lauderdale Strikers of the NASL, became the first member of the Sidekicks staff when he accepted the position of director of player personnel at that time. Norm Sonju, general manager of the NBA Mavericks, was also named as the general manager of the Sidekicks.


The first player to join the Sidekicks was veteran goalkeeper Jan van Beveren. A three time NASL All-Star and native of Holland, the acrobatic keeper was issued uniform number one upon his signing on April 3, 1984.

The Sidekicks' next step was to hire a full-time, business minded general manager to allow Norm Sonju to concentrate on his primary task of running the Mavericks. Mr. Carter had to look no further than his own companies to find Ron Adkins, a vice-president and general manager of Moody-Day, Inc., a Dallas based construction equipment company. Adkins was named vice-president/general manager on June 20, 1984, an appointment that promoted Norm Sonju to the position of executive vice-president.

As the summer months of 1984 went by, the search for a head coach became intense. After careful consideration, the biggest mystery to hit Dallas since "Who shot J.R.?" was answered on August 10, 1984. Gordon Jago, a well respected coach with championship experience, became the Sidekicks' first coach.

The 1984-85 season will offer numerous challenges for the Sidekicks, both on the off the field. The outlook is positive and hopes are high for Dallas-Ft. Worth's newest professional sports franchise - the Dallas Sidekicks.

Gordon Jago Head Coach



Dallas Sidekicks Coach Gordon Jago is new to the MISL, but certainly no newcomer to indoor soccer. Jago coached the Tampa Bay Rowdies of the NASL to the 1979-80 indoor championship, an achievement that places him in an exclusive club. Besides Jago, only Don Popovich (Arrows 78-82), Ron Newman (Sockers 81-84), Kenny Cooper (Blast 83-84), and Timo Liekoski (Drillers 80-81) have tasted the championship champagne in the wild world of indoor soccer.

The 6th winningest coach in NASL history, Jago coached the Rowdies between 1978-1982, never once failing to qualify for post season play. Twice, he took the Rowdies to the Soccer Bowl (80-81). His previous NASL experience came with the Baltimore Bays in 68-69. His career NASL coaching record, including indoor and outdoor, is 156-129-4, combined.

A native of London, Jago, now a U.S. citizen, believes in the young American player. In his coaching career he has drafted several American stars such as Darryl Doran (St. Louis) and Dave MacWilliams (Baltimore). He also represented his new country as assistant coach of the 1968 U.S. World Cup Team, and as head coach of the 1969 U.S. World Cup Team.

Jago, 51 (10-22-32), began his career coaching with England's Eastbourne United F. C. in 1962. He came to the U.S. in 1968 to coach Baltimore, and returned to England in 1970. Following 7 years in England, he returned to the great 48 to coach Tampa Bay. He left the Rowdies midway through the 1982 outdoor season. Jago chose to return to soccer in the MISL because he believes that indoor soccer is the future of soccer in America, and the Dallas Sidekicks ownership and philosophy parallel his.

He and his wife June have one daughter, 20-year-old Kim, a senior at the University of the South in Sewanee, Tennessee.

REGULAR SEASON

INDOOR SOCCER - JAGO STYLE

1978-79 Tampa Bay	6 - 1
*1979-80 Tampa Bay	8 - 4
1980-81 Tampa Bay	9 - 9
**1981-82 Tampa Bay	11 - 7
Totals	34.21

PLAYOFFS

1979-80 Tampa Bay	5 - 1
1981-82 Tampa Bay	4 - 4
Totals	9 - 5
*NASL Champs	
**Atlantic Conference Champs	



1 * Jan Van Beveren

Goalkeeper
Born: 3/5/48 Amsterdam, Holland
Age: 36 • **Ht:** 6-2 • **Wt:** 170
Prior Club: Ft. Lauderdale (NASL)
Citizenship: Holland

CAREER: As a member of the Strikers, Jan played every minute of every game during the past four outdoor seasons. . . . Led the Strikers to the Soccer Bowl in 1980

Was selected to NASL All-Star Team in '81, '82, and '83 . . . Professional Soccer Reporters Association Player of the Year in '81 . . . Voted Goalkeeper of the Year by fellow players in '81 . . . Career goals against average with Strikers was 1.83 . . . His career won-loss record was 68-58 . . . Led Eindhoven to Dutch Championships in '75, '76, and '78.

PERSONAL: Came to the U.S. in 1980 and loves it here

He and wife Petra have two sons, Raymond, 12, and Roger, 11 . . . Jan speaks four languages: Dutch, English, French, and German.



2 • Neil Cohen

Defender
Born: 9/12/55 Dallas, TX
Age: 29 • **Ht:** 6-1 • **Wt:** 180
Prior Club: St. Louis Steamers
Citizenship: United States

CAREER: Neil is coming off a great season in 83-84, where he helped form the MISL's stingiest defense (St. Louis allowed only 202 goals) . . . This will be his 6th MISL campaign . . . Equalled his career best in total points in a season in 83-84 with 9 . . . First American

ever to play for all three U.S. international teams - the National Jr. Team (74), the Olympic Team (75), the Pan American Team (76), and the National Team (77) . . .

First man to play for all three professional soccer teams in Dallas (the Tornado, Americans, and Sidekicks).


PERSONAL: Born in Dallas . . . was all-America at Bryan Adams High School, Dallas (1973), making him first Texan ever to receive such award . . . Married to Valerie . . . with daughter Heather, 3, and newest addition, son Dustin, born in October.

COHEN'S MISL STATS

	GP	G	R	PTS
1979-80 Houston	27	2	4	6
1980-81 Baltimore	34	5	2	7
1981-82 Denver	43	1	8	9
1982-83 St. Louis	20	0	0	0
1983-84 St. Louis	42	1	8	9
Totals	166	9	22	31

COHEN'S PLAYOFF STATS

	GP	G	R	PTS
1980-81 Baltimore	4	1	0	1
1981-82 Denver	2	1	0	1
1982-83 St. Louis	1	0	1	1
1983-84 St. Louis	13	0	0	0
Totals	20	2	1	3



3 • Joe Ulrich

Defender
Born: 1/9/61 Poughkeepsie, N.Y.
Age: 23 • **Ht:** 5-9 • **Wt:** 155
Prior Club: New York Arrows
Citizenship: United States


CAREER: Joe begins his 3rd MISL season in 84-85 . . . Played for Arrows during his first two seasons, but missed out on the "dynasty years" (78-82) . . . At Duke University, he was all-America in '81 & '82 . . . Won the Hermann Award in 1982, soccer's equivalent to the Heisman Trophy . . . Was 1981 Atlantic Coast Conference

Sweeper of the Year . . . Ulrich scored his first MISL goals (2) in 6-2 Arrows victory 3/30/83, vs Baltimore at New York.

PERSONAL: Born in Poughkeepsie, N.Y. . . . Likes to get involved in community . . . Married his new bride, Kathy, in July of 1984 . . . Pronounces his last name UL-rish.

ULRICH'S MISL STATS

	GP	G	A	PTS
1982-83 New York	10	2	2	4
1983-84 New York	47	6	5	11
Totals	57	8	7	15
1982-83 New York	3	0	1	1
1983-84 New York	5	0	0	0
	8	0	1	1



4 • Mike Uremovich

Defender
Born: 6/5/62 Perusic, Yugoslavia
Age: 22 • **Ht:** 6.0 • **Wt:** 165
Prior Club: Phoenix Pride
Citizenship: Canadian

CAREER: Mike began playing professional soccer at age 18 . . . His first pro experience was a memorable one, winning the MISL Championship as a member of the New York Arrows . . . Booted in 2 short-handed goals last year at Phoenix, good enough for a 2nd place tie in the MISL . . . Played in 47 games for the Pride last season . . . Between his start in New York and last year at Phoenix, Mike played in every indoor game in the history of Le Manic of Montreal (NASL 1981-83)

Scored his first MISL goal against the Steamers in 9-5 Arrows victory 12/14/80 at St. Louis.

PERSONAL: Born in Yugoslavia, but a Canadian citizen now . . . He and wife Kathleen celebrated 1st anniversary October 8th, and await birth of their first child in October.

UREMOVICH'S MISL STATS

	GP	G	A	PTS
1980-81 New York	33	2	4	6
1983-84 Phoenix	47	5	11	16
Totals	80	7	15	22

UREMOVICH'S PLAYOFF STATS

	GP	G	A	PTS
1980-81 New York	5	0	2	2



7 • Herve Guilliod

Forward
Born: 11/18/56 Haiti
Age: 21 • **Ht:** 6-1 • **Wt:** 150
Prior Club: Buffalo Stallions
Citizenship: United States

CAREER: Herve begins his 6th MISL season in 84-85. Begins this season 9 points shy of 200 for his career. Best season to date was 82-83, scoring 29 goals and 25 assists for 54 points, and leading the MISL in short-handed goals with 5. Began his MISL career with the Hartford Hellions before playing for the Chicago Horizons and Buffalo Stallions. Scored 4 goals in game against Memphis 12/8/82. Scored his first 2 MISL goals in same game against the Houston Summit, a 6-5 overtime loss at Houston 12/16/79.

PERSONAL: Born in Haiti, but came to U.S. at age 10 and is a U.S. citizen now. He and wife Dolores have 6-month-old little boy, Patrick. Pronounces name her-VAY GEE-oh.

GUILLIOD'S MISL STATS

	GP	G	A	PTS
1979-80 Hartford	17	12	6	18
1980-81 Chicago	9	11	3	14
1980-81 Buffalo	18	12	8	20
1981-82 Buffalo	37	27	21	48
1982-83 Buffalo	44	29	25	54
1983-84 Buffalo	35	27	10	37
Totals	160	118	73	191

GUILLIOD'S PLAYOFF STATS

	GP	G	A	PTS
1980-81 Buffalo	2	1	1	2
1981-82 Buffalo	3	0	1	1
Totals	5	1	2	3




8 • Kevin Smith

Midfielder
Born: 12/5/62 Orpington, England
Age: 21 • **Ht:** 5.7 • **Wt:** 150
Prior Club: Charlton Athletic
Citizenship: Great Britain

CAREER: A newcomer to the MISL. Began his professional career at age 17. Has played the past four seasons for Charlton Athletic of the English second division. Became the youngest player to ever score a goal for Charlton, when he did it at 17 years of age. Led Charlton Athletic's indoor team to the Standard London Five-a-Side Championship game by scoring the game winner in the semi-final match with only 10 seconds left to play in regulation. Discovered by Sidekicks Coach Gordon Jago when he was only 14 years old.

PERSONAL: Born in Orpington, England, and made his first trip to the United States to sign with the Sidekicks. Married wife Sally just last May. Likes America, especially American football.



• Tatu

Forward
Born: 2/1/62 Mairinque, Brazil
Age: 22 • **Ht:** 5-7 • **Wt:** 160
Prior Club: Tampa Bay Rowdies (NASL)
Citizenship: Brazil

CAREER: This will be Tatu's first MISL season, but certainly not his first effort indoors. During his 3 year stint with the Rowdies, he scored 82 goals in 52 games.

Led the Rowdies to the NASL Indoor Championship Series in 1981-82, losing to the San Diego Sockers. Tatu is the all-time leading goal scorer in Tampa Bay indoor history. Voted Rowdies MVP in 81-82. A first team All-Star in 81-82. Led NASL in Power Play goals in 83-84 (9), was 3rd in goals scored (49), and had 5 game-winning goals, in which his team won only 9. Played for Sidekicks Head Coach Gordon Jago at Tampa in 81-82. Scored 3 goals in first ever indoor game, against Jacksonville.

PERSONAL: Born in Mairinque, Brazil, Tatu speaks English remarkably well. A favorite of the fans at Tampa, Tatu excites the crowd by throwing his shirt into the crowd after a goal. Nicknamed "The Fantastic Armadillo", Tatu means Armadillo in Portuguese. Real name is Antonio Carlos Pecorari. Single.

TATU'S NASL INDOOR STATS

	GP	G	A	PTS
1981-82 Tampa Bay	14	21	7	28
1982-83 Tampa Bay	8	12	5	17
1983-84 Tampa Bay	30	49	11	60
Totals	52	82	23	105

TATU'S PLAYOFF STATS

	GP	G	A	PTS
1981-82 Tampa Bay	8	9	1	10



10 • Mark Kerlin


Forward
Born: 2/1/62 Phoenix, AZ
Age: 22 • **Ht:** 6-2 • **Wt:** 175
Prior Club: Phoenix Pride
Citizenship: United States

CAREER: Mark was the leading scorer for the Pride last season with 51 points. This will be his 4th MISL campaign. Led the Pride in game-winning goals last season with 3. Has 6 game-winning goals in his career. Has 2 short-handed goals in his career. Has played in all but 2 games during the past two seasons. Scored first MISL goal 3/16/82, in a 7-4 loss to the New York Arrows.

PERSONAL: Born in Phoenix. Mark is the first Arizona amateur to sign a professional contract. A single guy, Mark is a favorite of the young ladies.

KERLIN'S MISL STATS

	GP	G	A	PTS
1981-82 Phoenix	13	10	4	14
1982-83 Phoenix	46	19	10	29
1983-84 Phoenix	48	32	19	51
Totals	107	61	33	94



12 • Mike Twellman

Defender
Born: 12/18/60 St. Louis, MO
Age: 23 • **Ht:** 5-9 • **Wt:** 160
Prior Club: Jacksonville Teamen
Citizenship: United States

CAREER: Mike joins the Sidekicks from the Jacksonville Teamen of the United Soccer League . . . He does have indoor experience, playing in 13 games for the Chicago Sting in 1983-84 . . . He scored a goal and added three assists for the Sting . . . Played college soccer for Southern Illinois University - Edwardsville, a perennial contender for the national championship . . . He led the Salukis to the NCAA Division 1 semi-final in 1982, serving as the team captain . . . Was first round draft choice of the St. Louis Steamers and a fourth round pick of the Chicago Sting in 1982 . . . Signed with Sidekicks after an impressive showing in a tryout . . . Was also invited to Steamers training camp.

PERSONAL: Born in St. Louis . . . His older brother Tim is a defender for the Kansas City Comets . . . He and wife Theresa are expecting first child in December.

TWELLMAN'S MISC. STATS

	GP	G	A	PTS
1982-83 Chicago	26	2	4	6

SIDEKICKS POSITIONAL CHART

GOALKEEPERS

- 1 Jan van Beveren
- 30 Peter Simonini

DEFENDERS

- 2 Neil Cohen
- 4 Mike Uremovich
- 17 Mark Evans

DEFENDERS

- 3 Joe Ulrich
- 12 Mike Twellman

MIDFIELDERS

- 6 Mikael Ronnberg
- 16 Ron Dufrene
- 19 Rickard Strombeck

MIDFIELDERS


- 8 Kevin Smith
- 14 Ian Martin
- 18 Mark Karpun

FORWARDS

- 7 Herve Guilliod
- 9 Tatu
- 10 Mark Kerlin
- 13 Damien Kelly
- 15 Giulio Bernardi

PRONUNCIATION GUIDE

- 1 YON van BAY-ver-en
- 3 JOE OOL-rish
- 4 MIKE your-REM-o-vich
- 6 MY-kull RON-berg
- 16 RON due-FRAIN
- 19 rih-CARD STRAUM-beck
- 7 HER-vay GEE-oh
- 15 JEW-lee-oh ber-NAR-dee




13 • Damien Kelly

Forward
Born: 9/27/58 Dublin, Ireland
Age: 26 • **Ht:** 5-11 • **Wt:** 165
Prior Club: Eastern Illinois Univ.
Citizenship: Ireland

CAREER: This will be Damien's first year in professional soccer . . . Kelly set the school scoring record at EIU, netting 53 goals . . . Kelly was all-America 3 times during his college career, in 1980, 1981, and 1983 . . . Damien played for the West All-Stars in 1983 College Senior Bowl . . . Captained the EIU soccer team in 1982 and 1983 . . . Played for Ireland Olympic Team and Ireland Youth Team . . . He was a 1st round draft choice of the Kansas City Comets in 1983.

PERSONAL: Born in Dublin, Ireland . . . Damien majored in Physical Education, a skill which helps him interact beautifully with children . . . He and wife Chris met at EIU . . . Damien holds a Green Card, making him a permanent resident of the U.S., and will receive his U.S. citizenship in August 1985.



14 • Ian Martin


Forward/Midfielder
Born: 2/23/59 Rochester, NY
Age: 25 • **Ht:** 5-10 • **Wt:** 165
Prior Club: Ft. Lauderdale
Strikers (NASL)
Citizenship: United States

CAREER: Ian begins his rookie campaign in the MISL with high hopes . . . He gained a year of indoor experience with the Ft. Lauderdale Strikers in 1980-81 . . . Martin was the 2nd leading scorer for the Rochester Flash of the American Soccer League (ASL) in 1982, and a member of the 1983 Pennsylvania Stoners, runners-up for the ASL Championship . . . He played college soccer at Florida International University . . . Coached by Bill Nuttall at FIU in 1979 and at Ft. Lauderdale in 1981 . . . Ian was a 4th round draft choice of Strikers in 1981 . . . He scored 2 goals and an assist in his first ever indoor game, a 12-5 loss to Sidekicks Coach Gordon Jago's Tampa Bay Rowdies, 12/19/80.

PERSONAL: Born in Rochester . . . Martin's passion is coaching kids soccer . . . Ian coached a boys under 11 soccer team, The K-Land Kicks "73" Soccer Team, to the Dade County Championship, placing 3rd in Florida State Competition . . . Ian is single.

MARTIN'S NASL STATS

	GP	G	A	PTS
1980-81 Ft. Lauderdale	12	5	9	14



15 • Giulio Bernardi

Forward
Born: 7/6/60 San Jose, CA
Age: 24 • **Ht:** 5-9 • **Wt:** 155 lbs.
Prior Club: Memphis Americans
Citizenship: United States

CAREER: Mark played for Kyle Rote Jr. at Memphis last season, getting 15 goals and six assists for 21 points in 32 games . . . He also added a power play goal and two overtime game winners, including a shoot-out goal giving Memphis a victory over the Arrows on 12/16/83


Scored two goals in a game three times last season, including back-to-back two-goal games against Buffalo and Kansas City (1/27 and 1/28) . . . Scored at least a point in five straight contests last season between 1/21 and 2/3 . . . Had two three-point games last season . . . Has also played in the American Soccer League for the Georgia Generals and Pennsylvania Stoners, and last summer in the United Soccer League for the Houston Dynamos . . . Set the school scoring record at San Jose State, scoring 67 goals and 32 assists . . . Was all-America in 1980, 81, and 82 . . . Played in the 1982 Senior Bowl and assisted on the West Team's first goal

Was the first round draft choice of the New York Cosmos in 1982 . . . First MISL goal was game winner in 4-3 victory over Spirit, 11/17/84.

PERSONAL: Born in San Jose . . . Giulio is single, but not for long, as he is engaged to marry college sweetheart Anna Iacomini in June of 1985.

BERNARDI'S MISL STATS

	GP	G	A	PTS
1983-84 Memphis	32	15	6	21




16 • Ron Dufrene

Midfielder
Born: 7/4/62 Haiti
Age: 22 • **Ht:** 5-9 • **Wt:** 170
Prior Club: Ft. Lauderdale Sun
Citizenship: United States

CAREER: Ron is a newcomer to the MISL . . . He has championship experience, leading the Sun to the United Soccer League Championship this past summer . . . As a defender, Dufrene scored four goals and added three assists, notably unusual for a defender in outdoor soccer . . . Showed his durability by playing in 27 of 28 games, second only to the goalkeepers on his team in minutes played last season . . . Was selected all-America in 1982 while at Ulster County Community College in New York

He was drafted by the Minnesota Strikers in the 1984 college draft, taken as the third pick overall in the second round.

PERSONAL: Born in Haiti, he moved to the United States at age 10 and is now a U.S. citizen . . . He went to the same high school as teammate Herve Guillod, where he broke Guillod's school record, scoring 27 goals . . . Ron is not married.



• 17 Mark Evans

Defender
Born: 4/10/62 Wales
Age: 22 • **Ht:** 6.0 • **Wt:** 160
Prior Club: U.S. Olympic Team
Citizenship: United States

CAREER: Another newcomer to the MISL . . . This will be Mark's first experience at the professional level of American soccer . . . Has gained extensive soccer knowledge while training with the Olympic Team, playing in such places as Honduras, Sweden, and Finland . . . Was dropped from the Olympic Team when U.S. decided that using professionals would bring about best results in Olympic Competition . . . Was all-America in 1982 while at El Camino Junior College in Los Angeles . . . Participated in 1983 National Sports Festival . . . Has played for Hollywood Stars of the Greater Los Angeles Soccer League

PERSONAL: Born in Wales, Mark came to the United States at age six and is now a U.S. citizen . . . Grew up in Torrance, CA . . . Mark is single.



• 18 Mark Karpun

Midfielder
Born: 6/12/63 Vancouver, B.C.
Age: 21 • **Ht:** 6-1 • **Wt:** 165
Prior Club: Tampa Bay Rowdies
Citizenship: Canada

CAREER: Mark comes to the Sidekicks from the Tampa Bay Rowdies of the NASL . . . In two seasons with the Rowdies indoor team, Mark scored 24 goals and added 10 assists for 34 points in 37 games played . . . He scored his first NASL indoor goal in a game played at Reunion Arena, an exhibition game against the Tulsa Roughnecks in January '83 . . . He was drafted straight out of McNair High School in Vancouver by the Calgary Boomers of the NASL, as a first round draft choice in 1981 . . . Has played for the Canadian Olympic Team and the Canadian National Team . . . Received international experience when he trained with Sao Paulo of Brazil for two months in 1982.

PERSONAL: Born in Vancouver, Mark expects to receive his U.S. citizenship in December . . . He roomed with fellow Sidekick Tatu when both played for Tampa Bay . . . Mark is single.




• 19 Rickard Strombeck

Midfielder
Born: 10/7/59 Malmö, Sweden
Age: 25 • **Ht:** 5-10 • **Wt:** 170
Prior Club: Malmö FF
Citizenship: Sweden

CAREER: Rickard joins the Sidekicks from Malmö FF, where he was a teammate of fellow Sidekick Mikael Ronnberg . . . Statistics and details of his career are sketchy, as he is a very late addition to the Sidekicks roster . . . All indications point to a bright future for this young Swedish midfielder . . . He is a product of the Malmö youth system, one of most widely acclaimed systems in the world . . . Also discovered on scouting trip by Bill Nuttall.

PERSONAL: Born in Malmö, Sweden . . . Will see the great 48 for the first time . . . Rickard is single.




• 6 Mikael Ronnberg

Midfielder
Born: 2/6/57 Stockholm, Sweden
Age: 27 • **Ht:** 5-10 • **Wt:** 175
Prior Club: Malmö FF
Citizenship: Sweden

CAREER: Mikael joins the Sidekicks from Malmö FF, a Swedish first division powerhouse . . . While playing midfield this past season, Ronnberg led the entire first division in assists . . . Was second leading scorer in first division . . . Was fifth leading scorer in first division . . . Has also played indoor soccer in Sweden for the past four years . . . Led the Malmö FF indoor team to the Championship four times . . . Was voted Most Handsome Player twice in his career . . . Received Most Valuable Player twice for outdoor seasons, and once for indoor season . . . Selected Most Outstanding Player once indoor and once outdoor . . . Signed multi-year deal with Sidekicks after being scouted by Director of Player Personnel Bill Nuttall . . . Swedish press ran front page headlines when he signed with Dallas, bemoaning loss of national star.

PERSONAL: Born in Stockholm, Sweden . . . Ronnberg makes his first appearance in the United States as a member of the Sidekicks . . . Likes the indoor game very much . . . He is not married.



• 30 Peter Simonini

Goalkeeper
Born: 1/19/57 Somerville, MA
Age: 27 • **Ht:** 5-11 • **Wt:** 170
Prior Club: Jacksonville Teamen (USL)
Citizenship: United States

CAREER: This will be the 4th different professional soccer league that Peter has played in (NASL, ASL, USL, and now MISL) . . . He previously played indoor soccer for the Jacksonville Teamen of the NASL . . . Has played for a championship team during his pro career, leading the Jacksonville Teamen to the American Soccer League Championship in 1983 . . . He was named ASL Most Valuable Player for the 1983 season . . . Set NCAA record for shutouts (43) while at Plymouth State . . . Drafted in first round (3rd pick overall) by New England Teamen in 1980 . . . Played in 1980 Senior Bowl as starter for East Squad, interestingly enough coached by Sidekicks Director of Player Personnel Bill Nuttall.

PERSONAL: Born in Somerville, Mass. . . Has not met the right girl, yet . . . Excited about facing "Big Stars" of the MISL.

SIMONINI'S INDOOR STATS

	GP	MIN	SVS	GA	AVG
New England/Jacksonville	11	440	122	54	7.36

SIDEKICKS TELEVISION SCHEDULE

Fri.	December 14 @	Minnesota	7:30 PM
Wed.	December 19 @	San Diego	9:30 PM
Sun.	December 30 @	St. Louis	7:30 PM
Wed.	January 16 @	Cleveland	8:00 PM
Sat.	January 26 @	Baltimore	6:30 PM
Tue.	January 29 @	Wichita	7:30 PM
Sun.	February 10 @	Chicago	7:30 PM
Wed.	February 20 @	Kansas City	7:30 PM
Fri.	March 15 @	St. Louis	7:30 PM
Wed.	March 27 @	Cleveland	8:00 PM

****Games Televised on KRLD - TV Channel 33****

Brad Sham - Play By Play

Kyle Rote Jr. - Color Commentary

MISL ASSIST-A-GAME CLUB

Rank	Name	Team	GP	Assists	Avg.
1	Stan Stamenkovic	Baltimore	123	175	1.42
2	Julie Veee	Las Vegas	63	88	1.40
3	Jorgen Kristensen	Wichita	152	204	1.34
4	Steve Zungul	San Diego	173	222	1.28
5	Branko Segota	San Diego	87	98	1.13
6	Kai Haaskivi	Cleveland	141	158	1.12

**** Minimum of 50 games played ****



Sidekicks Ticket Information

Sidekicks tickets are an entertainment bargain! Ticket prices are \$8.00, \$5.50, and \$3.50. Tickets can be purchased by phone by calling the box office at 658-7068 (Use MasterCard, American Express, and VISA except on game day). For group information, dial 263-4781 and let our capable staff assist you in enjoying Sidekicks action with your group.

To order tickets by mail, send check or money order for desired number of tickets to: Dallas Sidekicks, Ticket Department, Reunion Arena, 777 Sports Street, Dallas, Texas 75207.

You can pick up your Sidekicks tickets in person from Rainbow-Ticketmaster's following locations: Central Dallas at the Main Ticket Center at 9850 N. Central and Walnut Hill in the Corners Shopping Center, Downtown Dallas at the Reunion Arena Box Office, North Dallas at Sears in Valley View Mall, Addison at Texas Fan Fair in Prestonwood Town Center, South Dallas at Sears in Redbird Mall, Richardson at Sears in Richardson Square Mall, Mesquite at Sears in Town East Mall, Plano at Sears in Collin Creek Mall, Irving at Sears in Irving Mall and L.P. Goodbuy on West Irving Blvd., Arlington-Grand Prairie at Sears in Six Flags Mall and Hastings Records at Cooper and Park Row, North Ft. Worth-Hurst at Sears in North East Mall, West Ft. Worth at Sears in Ridgemark Mall, Central Ft. Worth at Sears in Seminary South, and in Denton at Sears in Golden Triangle Mall.

THE Dallas-Ft. Worth Chrysler Plymouth Dealers

ARE PROUD TO BE
THE EXCLUSIVE
AUTOMOTIVE SPONSOR
FOR THE INAUGURAL
SEASON OF YOUR

Dallas Sidekicks

Dallas Sidekicks 1984-

NO.	NAME	POSITION	HT.	WT.
1	Jan van Beveren	Goalkeeper	6-2	170
2	Neil Cohen	Defender	6-1	180
3	Joe Ulrich	Defender	5-9	155
4	Mike Uremovich	Defender	6-0	165
6	Mikael Ronnberg	Midfielder	5-10	175
7	Herve Guilliod	Forward	6-1	150
8	Kevin Smith	Midfielder	5-7	150
9	Tatu	Forward	5-7	160
10	Mark Kerlin	Forward	6-2	175
11	Mike Hanner	Midfielder	5-10	170
12	Mike Twellman	Defender	5-9	160
13	Damien Kelly	Forward	5-11	165
14	Ian Martin	Midfielder	5-10	165
15	Giulio Bernardi	Forward	5-9	155
16	Ron Dufrene	Midfielder	5-9	170
17	Mark Evans	Defender	6-0	160
18	Mark Karpun	Midfielder	6-1	165
19	Rickard Strombeck	Midfielder	5-10	175
30	Peter Simonini	Goalkeeper	5-11	170

HEAD COACH: Gordon Jago

85 Numerical Roster

AGE	CITIZENSHIP*	LAST CLUB
35	Holland	Ft. Lauderdale (NASL)
29	United States	St. Louis (MISL)
23	United States	New York (MISL)
22	Canada*	Phoenix (MISL)
27	Sweden	Malmo FF (Swedish 1st Division)
27	United States	Buffalo (MISL)
21	Great Britain	Charlton Athletic (English 2nd)
22	Brazil	Tampa Bay (NASL)
22	United States	Phoenix (MISL)
26	United States	Jonfered (Swedish 3rd Division)
24	United States	Jacksonville (USL)
26	Ireland*	Eastern Illinois University
25	United States	Pennsylvania (ASL)
24	United States	Memphis (MISL)
22	United States	Ft. Lauderdale (USL)
22	United States	U.S. Olympic Team
21	Canada	Tampa Bay (NASL)
25	Sweden	Malmo FF (Swedish 1st Division)
27	United States	Jacksonville (USL)

GENERAL MANAGER: Ron Adkins TRAINER: Steve Smith

Dallas Sidekicks 1984-

NAME	NO.	POSITION
Giulio Bernardi	15	Forward
Neil Cohen	2	Defender
Ron Dufrene	16	Midfielder
Mark Evans	17	Defender
Herve Guilliod	7	Forward
Mike Hanner	11	Midfielder
Mark Karpun	18	Midfielder
Damien Kelly	13	Forward
Mark Kerlin	10	Forward
Ian Martin	14	Midfielder
Mikael Ronnberg	6	Midfielder
Peter Simonini	30	Goalkeeper
Kevin Smith	8	Midfielder
Rickard Strombeck	19	Midfielder
Tatu	9	Forward
Mike Twellman	12	Defender
Joe Ulrich	3	Defender
Mike Uremovich	4	Defender
Jan van Beveren	1	Goalkeeper

85 Alphabetical Roster

HEIGHT	WEIGHT	AGE	CITIZENSHIP
5-9	155	24	United States
6-1	180	29	United States
5-9	170	22	United States
6-0	160	22	United States
6-1	150	27	United States
5-10	170	26	United States
6-1	165	21	Canada
5-11	165	26	Ireland
6-2	175	22	United States
5-10	165	25	United States
5-10	175	27	Sweden
5-11	170	27	United States
5-7	150	21	Great Britain
5-10	175	25	Sweden
5-7	160	22	Brazil
5-9	160	24	United States
5-9	155	23	United States
6-0	165	22	Canada
6-2	170	35	Holland

MISL All-Time Franchise Home Openers

Team	Date	Attendance	Opponent	Result
New York Arrows	12/22/78	10,386	Cincinnati Kids	W 7-2
Houston Summit	12/26/78	3,308	Cleveland Force	W 7-6 OT
Cincinnati Kids	12/27/78	6,619	Philadelphia Fever	W 6-5 OT
Pittsburgh Spirit	12/28/78	5,961	New York Arrows	L 6-3
Philadelphia Fever	12/30/78	16,529	Pittsburgh Spirit	W 7-5
Cleveland Force	1/6/79	10,199	Pittsburgh Spirit	W 7-6 OT
Wichita Wings	11/30/79	6,334	New York Arrows	L 6-4
Buffalo Stallions	12/7/79	11,028	Philadelphia Fever	W 9-5
Hartford Hellions	12/8/79	5,425	Buffalo Stallions	L 6-4
St. Louis Steamers	12/14/79	18,005	Hartford Hellions	L 5-4
Detroit Lightning	12/14/79	6,536	Buffalo Stallions	L 10-9
Denver Avalanche	11/19/80	11,662	San Francisco Fog	W 4-3 OT
Phoenix Inferno	11/21/80	11,098	San Francisco Fog	L 6-5 OT
Chicago Horizons	11/21/80	6,238	New York Arrows	L 8-7 OT
San Francisco Fog	11/22/80	7,311	Phoenix Inferno	W 5-3
Baltimore Blast	11/29/80	10,400	Philadelphia Fever	W 10-7
New Jersey Rockets	11/13/81	17,625	New York Arrows	L 7-6
Memphis Americans	11/13/81	8,353	St. Louis Steamers	L 8-5
Kansas City Comets	11/28/81	15,925	Wichita Wings	W 5-4 OT
Los Angelesazers	11/5/82	6,836	Phoenix Inferno	L 6-5 OT
Chicago Sting	11/5/82	9,888	Baltimore Blast	L 6-50T
San Diego Suckers	11/9/82	8,487	New York Arrows	L 6-4
Golden Bay Earthquakes	11/24/82	5,976	Chicago Sting	L 8-5
Tacoma Stars	11/5/83	12,284	Los Angelesazers	L 6-2

MISL TOP 20 CROWDS

(Regular Season)

- 19,208 (SRO) @ St. Louis vs. Denver 2/20/81
- 19,229 (SRO) @ St. Louis vs. Philadelphia 2/22/80
- 19,112 (SRO) @ St. Louis vs. Philadelphia 1/02/81
- 19,108 (SRO) @ St. Louis vs. Detroit 1/05/80
- 19,048 (SRO) @ Cleveland vs. Pittsburgh . 3/17/84
- 18,621 (SRO) @ Cleveland vs. Baltimore .12/26/83
- 18,526 (SRO) @ St. Louis vs. Kansas City 11/20/81
- 18,526 (SRO) @ St. Louis vs. Memphis ..12/26/81
- 18,526 (SRO) @ St. Louis vs. Denver 1/08/82
- 18,526 (SRO) @ St. Louis vs. New York .. 3/12/82
- 18,526 (SRO) @ St. Louis vs. New York ..11/26/82
- 18,526 (SRO) @ St. Louis vs. Kansas City 2/18/83
- 18,391 (SRO) @ St. Louis vs. Cleveland . . 3/06/81
- 18,384 (SRO) @ St. Louis vs. Wichita12/30/81
- 18,331 (SRO) @ Cleveland vs. Baltimore .. 2/05/84
- 18,208 (SRO) @ St. Louis vs. Kansas City . 2/03/84
- 18,176 (SRO) @ St. Louis vs. Pittsburgh .. 1/15/82
- 18,106 (SRO) @ St. Louis vs. Chicago ... 1/14/83
- 18,005 (SRO) @ St. Louis vs. Hartford ...12/14/79
- 17,877 @ St. Louis vs. Kansas City . 2/07/82



DALLAS SIDEKICKS



KANSAS CITY COMETS

LAS VEGAS



LOS ANGELES LAZERS



SAN DIEGO SOCKERS



TACOMA STARS



WICHITA WINGS



BALTIMORE BLAST



CHICAGO STING



CLEVELAND FORCE



MINNESOTA STRIKERS



THE COSMOS



PITTSBURGH SPIRIT



ST. LOUIS STEAMERS

MISL Eastern Division

BALTIMORE BLAST

Civic Center, 201 W. Baltimore St., Baltimore MD 21201
Telephone 301/528-0100 TWX 710-234-1600
Civic Arena (Cap. 12,435)

CHICAGO STING

333 N. Michigan Ave. Suite 1525, Chicago IL 60601
Telephone 312/558-5444 TELEX 25-6100
Chicago Stadium (Cap. 16,666)

CLEVELAND FORCE

34555 Chagrin Blvd., Moreland Hills, OH 44022
Telephone 216/247-4740 TWX 810-427-9106
Richfield Coliseum (Cap. 17,213)

MINNESOTA STRIKERS

8100 Cedar Ave. So., Suite 115, Bloomington MN 55420
Telephone 612/854-3616 TELEX 291-132
Met Center (Cap. 15,184)

THE COSMOS

301 Rt. 17 North, Rutherford, NJ 07070
Telephone 201/460-7100 TELEX 85-2995
Brendan R. Byrne Arena (Cap. 19,000)

PITTSBURGH SPIRIT

Civic Center, Pittsburgh, PA 15219
Telephone 412/642-1803 TWX 710-664-3081
Civic Arena (Cap. 16,033)

ST. LOUIS STEAMERS

212 N. Kirkwood, St. Louis MO 63122
Telephone 314/821-1111 TWX 910-760-1928
The Arena (Cap. 17,931)

MISL Western Division

DALLAS SIDEKICKS

Reunion Arena 777 Sports Street, Dallas TX 75207
Telephone 214/760-7330 TWX 910-860-5580
Reunion Arena (Cap. 17,000)

KANSAS CITY COMETS

Kemper Arena 1800 Genessee Street, Kansas City MO 64102
Telephone 816/421-7770 TWX 910-771-0041
Kemper Arena (Cap. 15,925)

LAS VEGAS AMERICANS

3160 So. Valley View, Suite 103, Las Vegas NV 89102
Telephone 702/368-4625
Thomas & Mack Center (Cap. 18,200)

LOS ANGELES LAZERS

The Forum P.O. Box 10, Inglewood CA 90306
Telephone 213/419-3179 TWX 910-328-6133
The Forum (Cap. 15,893)

SAN DIEGO SOCKERS

9449 Friars Road, San Diego CA 92108
Telephone 619/280-4625 TELEX 69-7910
San Diego Sports Arena (Cap. 12,948)

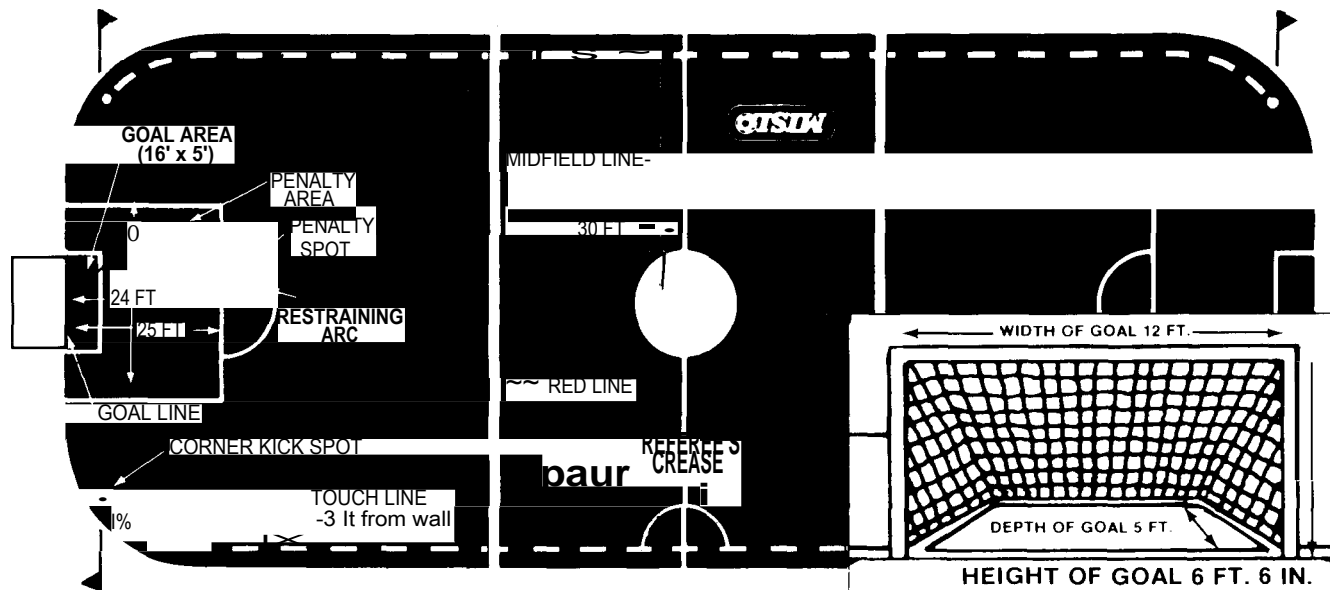
TACOMA STARS

CS 2267-1121 A Street, Tacoma WA 98401
Telephone 206/627-8474 TWX 910-441-2602
Tacoma Dome (Cap. 20,284)

WICHITA WINGS

114 So. Broadway, Wichita KS 67202
Telephone 316/262-3545 TWX 910-741-0007
Kansas Coliseum (Cap. 9,681)

How The MISL Game Is Played



The **FIELD** is approximately 200 feet long and 85 feet wide and is artificial MISL Turf. Dasher boards, topped by plexiglass, surround the field. Players benches and penalty box are behind the dasher boards at mid-field.

The **BALL** is the standard leather ball, 27-28 inches in circumference, weighing 14-16 ounces and is colored MISL Rocket Red.

The **GOAL** is 6-feet, 6-inches high and 12-feet wide and is set into the boards at both ends of the field.

THE PLAYERS AND OFFICIALS

A **GOALKEEPER** and **FIVE FIELD PLAYERS** for each team are usually on the field together.

FREE SUBSTITUTION-players change while the flow of the game continues. Any number of substitutions may be made during a game.

POWER PLAYS-A team will play one (or two) men short if the referee cites a player for a serious foul or if a player is guilty of delay of game or ungentlemanly conduct or when a penalty kick is awarded. (More information under Basic Rules.)

ACTIVE ROSTER will include 20 players, 16 of which may dress for a game.

A three-man **OFFICIATING** system will again be utilized in the 1984-85 regular season. The system will place the Senior Referee and Referee on the field of play with the Assistant Referee off the field of play.

THE BASIC RULES

The **GAME** is played in four 15-minute quarters. There is a three-minute interval between the first-and-second and third-and-fourth quarters and a 15-minute halftime. The clock stops when a goal is scored, the ball leaves the playing area, a penalty kick, penalty call, red line violation, an official timeout, or with any whistle by the referee. The clock restarts with the official's hand signal and the playing of the ball.

The visiting team will have possession for kickoffs in the first and third quarters; the home team in the second and fourth.

Play restarts (after the ball leaves the playing area) with a kick-in at the touch line where the ball left the field area.

Each team is allowed one time-out per half. However, if a team shall not have used its second half time-out, such team shall be allowed a single one-minute time-out in the overtime period.

GOALS are scored when the entire ball crosses the goal line.

PENALTIES are called and time served in the penalty box for serious fouls, delay of game, ungentlemanly conduct (two minute penalties) and violent conduct (five minutes and ejection). The penalty call will not be made and play stopped until the guilty team gains possession of the ball or play otherwise is over.

Minor Infractions are penalized by an Indirect Kick. The ball must be touched by another player other than the kicker before entering the goal.

Major Infractions are penalized by a Direct Kick and-depending on how serious the foul-time in the penalty box. A goal can be scored from a direct kick. Two-minute penalties are also called if 1) a player deliberately puts the ball over the perimeter wall and out of play; 2) too many men are on the field; 3) defending players line up closer than 10 feet for direct or indirect kicks and encroachment is called; 4) if players take longer than five (5) seconds to take a free kick after having been signalled to do so by the referee.

A **Penalty Kick** is awarded to a team when a defender **INTENTIONALLY** commits a major offense against an attacker in the penalty area (25' x 30'). The penalty kick is taken from the penalty spot (24' directly in front of goal). All players except the designated kicker and goalkeeper must stay outside the penalty area and the restraining arc.

RED LINE VIOLATION is called when a forward pass crosses both red lines (60 feet apart at mid-field) in the air without being touched by another player. Change of possession and an indirect kick from the first crossed red line restarts play.

CORNER KICKS are taken if ball leaves playing area between the two flags on the goal line having been last touched by the defending team.

MISL Condensed Laws

From The Official Indoor Soccer Rules, United States Soccer Federation

LAW 1-Field of Play: Approx.: 200 ft. long by 85 ft. wide
Perimeter wall: 3 ft. 6 in. to 4 ft. 6 in. high, fully enclosing area topped by plexiglass
Goal: 6 ft. 6 in. high by 12 ft. wide
Goal area: 16 ft. wide by 5 ft. from the goal line
Penalty area: 30 ft. wide by 25 ft. from the goal line
Corner spot: 9-in. diameter
Center spot: 9-in. diameter
Center circle: 10-ft. radius
Red lines: 30 ft. from center line across field width, each half
Markings: Minimum 3 in., maximum 5 in. wide
Center line: Indicated by a white line across field
Touch line: Broken line from corner spot to corner spot on both sides of the field at a distance of 3 ft. from the perimeter wall.

LAW 2-The Ball: Special MISL Rocket Red; circumference (27-28 in.) and weight (14-16 oz.) same as in outdoor soccer.

LAW 3-Number of Players: Maximum of 16 may dress; Maximum of 6 per team on field at any time and minimum of 4; Time penalty is delayed if it would reduce a team below 4; Substitutions may occur on an unlimited basis and "on the fly" provided a player leaving the field arrives at the touchline at his bench before his replacement enters the field. Play will be held up to allow substitutions after a stoppage for a goal, time penalty, injury or after the ball has left the field. During "guaranteed substitutions" teams shall be allowed thirty (30) seconds to complete all player substitutions.

LAW 4-Player Equipment: Consists of a shirt, shorts, socks, and flat-soled or indoor shoes except that goalkeeper must wear long pants. Goalkeeper must wear colors which will distinguish him from all other players and referee.

LAW 5-Referees: Three referees-Senior Referee and Referee on the field, responsible for control of the game; an Assistant Referee stationed at the timekeeper's bench to call three-line and substitution violations.

LAW 6-Other Game Officials: Timekeepers operate the time and scoreboard details and the time penalties under the referee's jurisdiction. One attendant in each penalty box. Goal Judges indicate whether the whole ball has crossed the goal line for a goal.

LAW 7-Duration of the Game: Four quarters of 15 minutes each, with one 15-minute halftime interval and two 3-minute quarter intervals. The clock stops on every referee's whistle and starts upon a signal. Each team is allowed 1 time-out per half. If the game ends in a tie, sudden death play begins at the flip of a coin and proceeds to the maximum of one 15-minute quarter. If no one scores, a MISL shootout will decide the winner.

LAW 8-Start of Play: The visiting team has first possession in the first and third quarter; the home team in the second and fourth quarter. The home team has decided in advance the direction to attack in the first quarter. Teams change direction at each quarter interval.

LAW 9-Ball in and out of Play: The ball is out of play when it passes over the perimeter wall, when a goal is scored, or when the referee stops play. The ball is in play at all other times, even if it rebounds from the referee, perimeter wall, goalpost, surrounding plexiglass, etc.

LAW 10-Method of Scoring: A goal is scored when the whole of the ball passes completely over the goal line, providing no infraction has been committed by the attacking team.

LAW 11-Red Line Violation: The outdoor offside rule does not apply to indoor soccer; instead, there are red line violations. It is a violation if the ball is passed forward by any member of the attacking team so that it passes over two red lines in the air without being touched by any other player (of either team). If this happens, the referee will award an indirect free kick to the opposing team, to be taken at the point where the ball crossed the red line nearest to the goal being defended by the player committing the violation.

LAW 12-Fouls and Misconduct: A player who intentionally kicks, trips, strikes, boards, jumps at, pushes, holds, violently charges, or charges in the back of an opponent, or who intentionally handles the ball (except the goalkeeper), shall be penalized by a direct free kick. Any one of these offenses committed in the penalty area by a defender will result in a penalty kick for the offensive team and a two-minute penalty to the offender. Any of these offenses judged to be very serious by the referee

MISL Condensed Laws

regardless of their location shall be penalized by a two-minute penalty against the offender. A player guilty of a second penal offense in any game shall receive a caution. The third such penalty shall result in a mandatory ejection. A player guilty of intentionally causing the ball to leave the field of play or the indirect offenses of obstruction, dangerous play, legal charging not in playing distance can also be awarded a two minute penalty. However, this is not a penal offense.

If a player or coach is guilty of misconduct, ungentlemanly conduct, or conduct likely to bring the game into disrepute, he (or a selected player if the misconduct is by a coach) shall serve a two-minute time penalty and may be issued a caution (yellow card).

If a player is guilty of violent conduct (or serious foul play) he shall be ejected (red card) permanently and must retire to the dressing room. He may be replaced by a substitute but the substitute must go into the penalty box and serve a five-minute penalty before entering the game. Players will be released after one goal in cases of ejection for an accumulation of yellow cards or third penal or indirect offense.

Goalkeeping Restrictions: If the goalkeeper delays action by failing to distribute the ball to another player or play the ball outside the penalty area within five seconds of having received the ball; if a defender passes back to the goalkeeper from another zone and the goalkeeper plays the ball with his hands; if the goalkeeper handles the ball, after putting it down to be played, prior to the ball being touched by an opponent, an indirect free kick will result.

Penalty Against Goalkeeper: When a two-minute penalty is awarded against a goalkeeper, it shall be served by another field player.

Power Play Return: If one team is reduced by penalties to fewer players on the field than its opponents and the team having more players scores a goal, then the player who has served the most of his penalty time can return to the game. Only one penalized player may return on each goal.

Shootout Attempt: The referee may award a shootout attempt if, in his opinion, a player on the defending team intentionally commits a penal offense in his team's defensive third of the field and outside of the penalty area which prevented an attacking player from a reasonable goal scoring opportunity.

Delaying Restart of Play: The referee shall award a blue card of unsportsmanlike conduct and a two-minute penalty to a player, who, in the opinion of the referee, engages in tactics which delay the restart of the game.

LAW 13-Free Kicks: Classified into two categories-direct from which a goal can be scored directly against the offending team, and indirect, from which a goal cannot be scored unless the ball has been touched by a second player before entering the goal. A team will have five seconds to take a free kick once signaled to do so by the Referee.

LAW 14-Penalty Kicks: Awarded for offenses committed by defenders against an attacker in the penalty area. The kick is taken from the penalty spot (24 feet from goal line) by any player on the offended team. The goalkeeper must stand on the goal line and between the posts. All players except the kicker and goalkeeper must be outside the penalty area. The ball is in play as soon as it is kicked forward one-half rotation.

LAW 15-Kick In: In place of the throw as used in outdoor soccer, the ball is put back into play with an indirect free kick, with the ball being placed on the touchline at the point nearest where it went out of play.

LAW 16-Goal Kick: When the ball completely crosses over the perimeter wall at the goal line between the two corner flags after being last touched by a player from the attacking team, it is put back into play by a kick from the goal area by the defending team.

LAW 17-Corner Kick: When the ball completely crosses over the perimeter wall at the goal line between the two corner flags after being last touched by a player from the defending team, it is put back into play by a kick from the corner spot on the side of the field the ball had left. The corner kick is a direct free kick for the attacking team.

LAW CHANGES FOR 1984-85 SEASON:

Cumulative foul count: Upon the accumulation of a club's sixth (6th) non-time penalty foul and each multiple of three fouls (9, 12, 15 ect.) during any quarter or the overtime period, the referee shall award a two-minute bench penalty against the offending team for persistent infringement of the law.

MISL Regulations

Below is a list of quick facts and definitions concerning regulations that govern the players and games of the MISL for the 1984/85 season.

ROSTERS

- Clubs must have 20 players under contract at all times, including playoffs.
- No new players can be added to a Club's Active List after the Freeze Date.
- All players must be listed on one of the five lists below.

FREEZE DATE

- 12:01 A.M. (EST) Tuesday, March 12, 1985.

ACTIVE LIST

- Players eligible to play in MISL games. 16 players dress for games; minimum of 14 on road.
- This list must contain 16-20 players from roster.
- Additions to Active List must be made by 2:00 PM. the day of a week-day game, by 2:00 PM. Friday preceding a Saturday afternoon game and by 1:00 PM. Saturday for Saturday evening and Sunday games.
- No additions to Active List can be made after the Freeze Date with the exception of a player coming off one of the four special lists below or if a goalkeeper is disabled.

SUSPENDED LIST

- Player suspended by either his Club or MISL Commissioner is ineligible to play or receive compensation.
- If suspended by the Club, the player is not counted on the Active List.
- If suspended by the Commissioner, he is counted on the Active List and on the Roster.

DISABLED LIST

- A player unable to play because of illness or injury.
- A player cannot be removed from the Disabled List until his Club has played at least five games after listing and the Commissioner has been provided with written verification from a physician that at the time the player was placed on the Disabled List he was unable to play for his Club due to injury or illness.

MILITARY LIST

- A player who enters active military in the Armed Forces of any country may not play in any MISL games, and is not counted on the Active List or Roster.

VOLUNTARILY RETIRED LIST

- A player who desires to retire from professional soccer and applies to his Club and MISL Commissioner.
- A Voluntarily Retired player may desire to play again and must make written application to the Club entitled to his services and the Commissioner.
- A player can not be reinstated until the next regular season following the season in which he was so listed.
- A player Voluntarily Retired listed is not counted on the Active List.

GAME DISPUTES

- All disputes concerning the playing of a MISL game are under the jurisdiction of the Commissioner.
- Game protests must be lodged with the Commissioner within 48 hours and a \$500 deposit must be received within 48 hours thereafter.

MISL Regulations

CITIZENSHIP REQUIREMENTS

- Each Club must have under contract during the 1984-85 season not less than 13 players who are either citizens of the U.S., Canadian citizens who played in the league (79-80 or 80-81) or holders of U.S. "Green Cards" (permanent residents).

WAIVERS

- Before terminating a player's contract or assigning it outside the MISL, a Club must first request and obtain waivers from all MISL Clubs.
- Clubs have 72 hours to claim a player on waivers.
- If claimed, the player is then assigned to the claiming Club for \$100 (if for the purpose of termination) or a matching offer (if for the purpose of assignment out of the MISL).
- If there are no claims and the purpose was for termination, then the contract is terminated at the end of the 72 hours.
- If there are no claims and the purpose was for assignment outside the MISL, then the requesting Club may assign the contract.
- Waivers requested for the purpose of termination may not be recalled.
- Waivers for purpose of assignment outside of MISL may be recalled within 24 hours after claim. When a request is withdrawn another request for waivers on that player may not be made until 30 days after original claiming period, unless the second request is for the purpose of termination.

MULTIPLE WAIVER CLAIM

- If a player is claimed by more than one Club the contract will be awarded to the Club lowest in the standings. If tied in the standings, the contract will be awarded by a flip-of-the-coin.

TIE-BREAKING PROCEDURES

- If teams have identical final regular season win-loss percentages, the tie will be broken by:
 1. The team who won the season series between tied teams;
 2. Goal differential in games played between the two teams.
 3. Best record of team against teams of the same division.

CAUTIONS AND EJECTIONS

- A player is cautioned (yellow card) if he persistently infringes on the laws, shows dissent toward the referee or is guilty of ungentlemanly conduct. A player is ejected if he receives two yellow cards in a game, or persists in misconduct after a caution.
A player receives a red card and is ejected for violent conduct, serious foul play, and foul or abusive language and his substitute remains in the penalty box for the full 5 minutes.
A player guilty of a second time penalty for an indirect or penal offense in a match receives a caution (yellow card). A third such offense results in an ejection (red card) and 5 minute penalty. However, the substitute only serves the penalty until a goal is scored or 5 minutes has elapsed. For being assessed a yellow card the player shall be fined \$50; \$75 for the second of the season; \$150 and a one-game suspension for the fifth yellow card and each thereafter.
A player will be fined \$100 upon receiving his first red card. A player will be fined \$200 and suspended one game upon receiving his second red card and each one thereafter.

ACCUMULATED TIME-PENALTIES

- Players guilty of accumulated time-penalties shall be suspended from their next regular season game following the game in which they received their 20th, 30th, 40th, 50th, etc. minute in time-penalties. Not more than one player per Club shall be suspended for such an accumulation of time-penalties in any one game.

MISL Playoff '84

CHAMPIONSHIP SERIES '84

St. Louis 7, Baltimore 3 (5/27/84 at Baltimore)
 Baltimore 5, St. Louis 3 (5/31/84 at Baltimore)
 Baltimore 5, St. Louis 2, (6/2/84 at St. Louis)
 Baltimore 5, St. Louis 4 OT (6/6/84 at St. Louis)
 Baltimore 10, St. Louis 3, (6/8/84 at St. Louis)
 Baltimore Wins Best-of-Seven Series, 4-1

SEMIFINAL SERIES

Baltimore 5, Cleveland 4 (5/12/84 at Baltimore)
 Baltimore 6, Cleveland 5 (5/16/84 at Baltimore)
 Baltimore 7, Cleveland 2 (5/17/84 at Cleveland)
 Baltimore Wins Best-of-Five Series, 3-0
 St. Louis 4, Wichita 3 (5/16/84 at St. Louis)
 St. Louis 7, Wichita 6 (5/19/84 at St. Louis)
 St. Louis 5, Wichita 4 OT (5/22/84 at Wichita)
 St. Louis Wins Best-of-Five Series, 3-0

QUARTER FINAL SERIES

Baltimore 11, New York 5 (4/27/84 at Baltimore)
 New York 9, Baltimore 8 OT (4/29/84 at Baltimore)
 Baltimore 4, New York 3 (5/4/84 at New York)
 Baltimore 14, New York 5 (5/9/84 at New York)
 Baltimore Wins Best-of-Five Series, 3-1
 Cleveland 6, Pittsburgh 4 (4/26/84 at Pittsburgh)
 Pittsburgh 4, Cleveland 1 (4/27/84 at Pittsburgh)
 Cleveland 6, Pittsburgh 5 OT (5/1/84 at Cleveland)
 Cleveland 5, Pittsburgh 3 (5/6/84 at Cleveland)
 Cleveland Wins Best-of-Five Series, 3-1
 St. Louis 6, Kansas City 4 (4/24/84 at St. Louis)
 St. Louis 7, Kansas City 6 (4/27/84 at St. Louis)
 Kansas City 2, St. Louis 1 (5/5/84 at Kansas City)
 Kansas City 5, St. Louis 3 (5/9/84 at Kansas City)
 St. Louis 6, Kansas City 5 (5/13/84 at St. Louis)
 St. Louis Wins Best-of-Five Series, 3-2
 Wichita 10, Los Angeles 7 (4/24/84 at Wichita)
 Los Angeles 6, Wichita 4 (5/1/84 at Wichita)
 Wichita 5, Los Angeles 4 (5/4/84 at Los Angeles)
 Wichita 6, Los Angeles 5 (5/7/84 at Los Angeles)
 Wichita Wins Best-of-Five Series, 3-1
 MVP of MISL Championship Series '84
 Scott Manning, Baltimore Blast

MISL PLAYOFF '85

- The top three teams in each division qualify for MISL PLAYOFF '85. Four Wild-Card teams compete in two mini-series (best-of-three) for the two remaining playoff slots. Wild-Card teams are selected based on regular season record irrespective of division.
- The top team in the league shall be seeded No. 1. The top team in the other division shall be seeded No. 2. The SIX other playoff teams shall be seeded according to their regular season records, irrespective of division, highest to lowest, No. 3 thru No. 8.
- For each playoff round the home field advantage and extra home game, if necessary, are determined by the order of seeding for the quarterfinal round.
- In the best-of-five QUARTERFINAL ROUND, the No. 1 seeded team plays the No. 8 seeded team, No. 2 plays No. 7, No. 3 plays No. 6 and No. 4 plays No. 5.
- The winners of the quarterfinal round meet in a best-of-five SEMI-FINAL ROUND in which the highest seeded team plays the lowest seeded team and the other two teams play each other.
- The two semifinal winners advance to the best-of-seven CHAMPIONSHIP SERIES '85.

MISL Playoff '84

PLAYOFF LEADERS

	Games	Goals	Assists	Points
1. Stan Stamenkovic, Bait	12	13	20	33
2. Dave MacWilliams, Bait	12	12	14	26
3. Njogo Pesa, StL	13	15	9	24
4. Pat Ercoli, Bait	10	16	2	18
5. Don Ebert, StL	12	9	7	16
Joe Fink, Bait	11	12	4	16
Omar Gomez, Wich	7	10	6	16
8. Andy Chapman, Wich	7	9	5	14
Tim Walters, StL	13	8	6	14
10. Daryl Doran, StL	13	4	8	12
Mike Stankovic, Ball	11	9	3	12

Goalkeepers (minimum 240 minutes played)	GP	Min	Shts	Svs	GA	Avg	W-L
1. Scott Manning, Bait	9	500	288	164	31	3.72	8-0
2. Chris Vaccaro, Clev	6	325	181	76	22	4.06	3-3
3. Enzo Dipede, KC	5	286	183	95	22	4.62	2-2
4. Slobodan Ilijevski, StL	10	596	285	146	48	4.83	6-4
5. Mike Dowler, Wich	7	398	176	92	34	5.13	3-3

PENALTIES IN MINUTES LEADERS: Max Thompson, Bait., 14; Mike Stankovic, Bait., 13; Njogo Pesa, StL, 12; Renato Cila, NY, 10; Omar Gomez, Wich., 10; Juan Carlos Michia, Bait., 10

POWER-PLAY GOALS: Pat Ercoli, Ball., 7; Don Ebert, StL., 3; Dave MacWilliams, Bait., 3

GAME-WINNING GOALS: Mike Stankovic, Bait., 3; Omar Gomez, Wich., 2; Njogo Pesa, StL., 2; Heinz Wirtz, Balt., 2

HAT TRICKS: Andy Chapman, Wich., 2; Joe Fink, Balt., 2; Mark Liveric, NY, 2

SHORTHANDED GOALS: (Five Players with 1): Beto, L. A.; Jeff Cacciatore, StL; Paul Kitson, Balt.; Kim Roentved, Wich.; Mike Stankovic, Ball.

Team	Games	Pen/Min	Power Plays Gls/Att	%	Penalty Killing Gls/Att	
Baltimore	12	41/85	14/44	31.8	5/35	85.7
St. Louis	13	36/73	10/31	32.2	4/26	84.6
Cleveland	7	25/56	2/16	12.5	7/21	66.7
New York	4	25/50	2/13	15.4	9/23	60.9
Wichita	7	23/46	3/18	16.7	7/15	53.3
Los Angeles	4	16/32	3/6	50.0	3/11	72.7
Pittsburgh	4	11/28	4/12	33.0	2/8	75.0
Kansas City	5	12/24	2/9	22.2	3/12	75.0

1983-84 MISL CHAMPION BALTIMORE BLAST



Front Row (left to right): Ray Kunovac, Bob McAvan, Nick Mangione, Juan Carlos Michia, Paul Kitson, Dragan Nikitovic, Tim Wittman.

Second Row (left to right): Ballboy Jeff Blavatt, Stan Stamenkovic, Max Thompson, Pat Ercoli, Dave MacWilliams, Coach Kenny Cooper, Dan Counce, Joe Fink, Lou Nagy, Ballboy Jason Blavatt.

Top Row (left to right): Equip. Mgr. Mike Zolotorow, Owner/Director Bernard Rodin, Fran Rodin, Mike Stankovic, Adrian Brooks, Scott Manning, Gen. Mgr. Mitchell Burke, Keith Van Eron, Richard Chinapoo, Jim Pollihan, Trainer Bob Baldwin.

MISL 1983/84

MISL 1983 / 84

FINAL STATISTICS

FINAL STANDINGS

EASTERN DIVISION

	W	L	P	GB	GF	GA
Baltimore	34	14	.708		280	203
Pittsburgh	32	16	.667	2	245	204
Cleveland	31	17	.646	3	269	229
New York	20	28	.417	14	232	280
Memphis	18	30	.375	16	216	284
Buffalo	15	33	.313	19	226	279

WESTERN DIVISION

	W	L	P	GB	GF	GA
St. Louis	26	22	.542	—	220	202
Wichita	25	23	.521	1	237	228
Los Angeles	24	24	.500	2	223	239
Kansas City	23	25	.479	3	232	246
Tacoma	22	26	.458	4	226	232
Phoenix	18	30	.375	8	221	249

TEAM	HOME W/L	AWAY W/L	ONE GOAL W/L	OT W/L	VS. EAST W/L	VS. WEST W/L
1. Baltimore	20/4	14/10	11/9	4/3	19/11	15/3
2. Buffalo	12/12	3/21	6/9	2/3	8/22	7/21
3. Cleveland	18/6	13/11	10/6	4/2	19/11	12/6
4. Kansas City	15/9	8/16	13/13	2/5	8/10	15/15
5. Los Angeles	13/11	11/13	17/10	6/7	10/8	4/16
6. Memphis	14/10	4/20	11/10	7/4	12/18	6/12
7. New York	12/12	8/16	9/8	3/2	11/19	9/9
8. Phoenix	12/12	6/18	8/11	5/3	5/13	13/17
9. Pittsburgh	19/5	13/11	13/12	4/7	21/9	11/7
10. St. Louis	16/8	10/14	11/13	7/4	9/9	17/13
11. Tacoma	14/10	8/16	10/17	4/10	7/11	15/15
12. Wichita	17/7	8/16	9/8	5/3	9/9	16/14

SCORING LEADERS

NAME/TEAM	GP	G	A	PTS
1. Stan Stamenkovic, Balt.	46	34	63	97
2. Kai Haaskivi, Clev.	47	37	51	88
3. Craig Allen, Clev.	44	49	37	86
4. Mark Liveric, N.Y.	48	58	26	84
5. Fred Grgurev, Mem.	50	42	34	76
6. Andy Chapman, Wich.	46	53	21	74
7. Poli Garcia, L.A.	48	39	33	72
8. Keith Furphy, Clev.	48	39	31	70
Gordon Hill, K.C.	41	46	24	70
10. Lou Nanchoff, Clev.	42	36	33	69
Yilmaz Orhan, Mem.	47	49	20	69
12. Zee Kapka, Pitt.	45	30	36	66
Dave MacWilliams, Balt.	45	33	33	66
13. Tasso Koutsoukos, K.C.	46	41	24	65
14. Paul Child, Pitt.	44	41	23	64
Charlie Cordas, Buff.	45	36	28	64
16. Jorgen Kristensen, Wich.	39	17	45	62
Ian Sybis, Pitt.	42	35	27	62
18. Batata, L.A.	42	36	25	61
19. Kim Roentved, Wich.	46	27	33	60

Goal Scoring Leaders

1. Mark Liveric, N.Y.	58
2. Andy Chapman, Wich.	53
3. Craig Allen, Clev.	49
Yilmaz Orhan, Mem.	49
5. Jeff Bourne, Wich.	46
Gordon Hill, K.C.	46
7. Fred Grgurev, Mem.	42
8. Paul Child, Pitt.	41
Tasso Koutsoukos, K.C.	41
10. Keith Furphy, Clev.	39
Poli Garcia, L.A.	39

Power Play Goals

1. Craig Allen, Clev.	13
2. Jeff Bourne, Wich.	11
3. Paul Child, Pitt.	10
Charlie Cordas, Buff.	10
Vic Davidson, Clev.	10
Paul Kitson, Balt.	10
Mark Liveric, N.Y.	10
Yilmaz Orhan, Mem.	10
9. Kai Haaskivi, Clev.	9
Gordon Hill, K.C.	9

Assist Leaders

1. Stan Stamenkovic, Balt.	63
2. Kai Haaskivi, Clev.	51
3. Jorgen Kristensen, Wich.	45
4. Craig Allen, Clev.	37
5. Zee Kapka, Pitt.	36
6. Fred Grgurev, Mem.	34
7. Poli Garcia, L.A.	33
Dave MacWilliams, Balt.	33
Lou Nanchoff, Clev.	33
Kim Roentved, Wich.	33
10. Bernd Holzenbein, Mem.	30

Game Winning Goals

1. Paul Kitson, Balt.	7
Ian Sybis, Pitt.	7
3. Batata, L.A.	6
Craig Allen, Clev.	6
Andy Chapman, Wich.	6
Ray Evans, Tac.	6
7. Jeff Bourne, Wich.	5
Vic Davidson, Clev.	5
Keith Furphy, Clev.	5
Mike Lashchev, Buff.	5

MISL 1983 / 84

TOP GOAL

(Minimum 1,390

KEEPERS

Minutes Played)

NAME/TEAM	GAMES	MIN.	SHOTS FACED	SAVES	GOALS VERSUS	AVG.	W-L
1. Slobodan Ilijevski, St.L.	40	2336	1085	675	143	3.67	22-15
2. Scott Manning, Balt.	28	1552	754	371	104	4.02	18-8
3. Joe Papaleo, Pitt.	25	1455	647	335	100	4.12	16-8
4. Mike Mahoney, L.A.	42	2390	1061	556	172	4.32	19-18
Mike Dowler, Wich.	46	2724	1192	618	196	4.32	25-21
6. Krys Sobieski, Clev.	32	1716	984	464	125	4.37	19-7
7. John Baretta, Tac.	30	1741	902	474	130	4.48	11-14
8. Blagoje Tamindzic, Phx.	30	1486	884	475	116	4.68	9-14
9. Enzo DiPede, K.C.	39	2180	1127	546	174	4.79	18-18
10. Wieslaw Surlik, Buff.	35	1736	965	453	155	5.36	10-20
11. Bill Mishalow, Mem.	28	1568	814	396	156	5.97	9-16
12. Shep Messing, N.Y.	31	1604	777	369	167	6.25	11-18

Penalty Situations

Team	Pen/Min
1. New York	148/299
2. Phoenix	125/250
3. Cleveland	119/238
4. Baltimore	114/228
5. Tacoma	109/218
6. Buffalo	101/202
7. St. Louis	99/198
8. Los Angeles	93/186
9. Kansas City	90/183
10. Pittsburgh	90/180
Wichita	90/180
12. Memphis	78/156

Hat Tricks

1. Andy Chapman, Wich.	6
2. Craig Allen, Clev.	4
Batata, L.A.	4
Jeff Bourne, Wich.	4
Drago Dumbovic, Pitt.	4
Dave MacWilliams, Balt.	4
Mark Peterson, Tac.	4
Zee Kapka, Pitt.	4

Penalty in Minutes

Leaders	
1. Juan Carlos Michia, Balt.	44
2. Batata, L.A.	36
3. Val Tuksa, N.Y.	34
4. Renato Cila, N.Y.	32
Peter Millar, Clev.	32
6. Damir Sutevski, Phx.	30
Ralph Black, Tac.	30
8. Doc Lawson, N.Y.	29

Shorthanded Goals

1. Kai Haaskivi, Clev.	2
2. Lou Nagy, Balt.	2
Elson Seale, K.C.	2
Joe Ulrich, N.Y.	2
Mike Uremovich, Phx.	2
Geoff Wall, Tac.	2

Power Play

Team	Goals-Att	PCT.
1. Baltimore	45-98	45.9
2. Wichita	38-91	41.8
3. Cleveland	38-94	40.4
4. Buffalo	28-77	36.4
5. Memphis	28-78	35.9
6. Pittsburgh	29-81	35.8
7. Kansas City	29-82	35.4
8. Los Angeles	25-74	33.8
9. New York	38-116	32.8
10. Tacoma	33-102	32.4
11. St. Louis	33-112	29.5
12. Phoenix	19-76	25.0

Shorthanded Goals

1. New York	7
2. Baltimore	5
3. Cleveland	4
Memphis	4
Phoenix	4
6. Kansas City	3
St. Louis	3
8. Buffalo	2
Tacoma	2
Wichita	2
11. Los Angeles	1
Pittsburgh	1

Penalty Killing

Team	GAITS	PCT.
1. St. Louis	26-85	69.4
2. Wichita	25-80	68.8
3. Phoenix	39-115	66.1
4. Baltimore	32-94	66.0
5. Los Angeles	29-85	65.9
6. Cleveland	34-97	64.9
Tacoma	33-94	64.9
8. Pittsburgh	29-78	62.8
9. New York	47-132	64.4
10. Kansas City	29-77	62.3
11. Memphis	25-67	62.7
12. Buffalo	36-91	60.4

Blocks

1. Oscar Pisano, Buff.	136
2. Mark Frederickson, K.C.	113
3. Drew Ferguson, Clev.	106
Alan Kelley, L.A.	106
5. Greg Makowski, K.C.	94
6. Cliff Calvert, Buff.	92
7. Jim Sinclair, Tac.	91
8. Benny Dargle, Clev.	89
9. Peter Millar, Clev.	88
10. Renato Cila, N.Y.	86

MISL All-Time Leaders

GOAL SCORERS

Goal Scorers		Power Play Goals (cont.)	
1. Steve Zungul	419	4. Dave MacWilliams	35
2. Fred Grgurev	259	5. Joe Fink	33
3. Joe Fink	221	6. Don Ebert	33
4. Pat Ercoli	182	7. Helmut Dudek	31
5. Yilmaz Orhan	176	8. Craig Allen	28
6. Andy Chapman	169	9. Ian Anderson	28
7. Dave MacWilliams	166	10. Paul Child	28
8. Kai Haaskivi	164	11. Kim Roentved	27
9. Mark Liveric	158	12. Omar Gomez	27
10. Don Ebert	157	13. Vic Davidson	27
11. Keith Furphy	145	Game Winning Goals	
12. Tony Glavin	145	1. Steve Zungul	52
13. Paul Child	140	2. Joe Fink	30
14. Stan Terlecki	139	3. Fred Grgurev	23
15. Vic Davidson	137	4. Andy Chapman	22
16. Stan Stamenkovic	135	5. Tony Glavin	20
17. Paul Kitson	135	6. Kai Haaskivi	20
18. Steve David	134	7. Paul Kitson	20
19. Helmut Dudek	132	8. Dave MacWilliams	19
20. Ian Anderson	131	9. Don Ebert	17
Assists		10. Vic Davidson	17
1. Steve Zungul	222	11. Yilmaz Orhan	16
2. Jorgen Kristensen	204	12. Luis Alberto	14
3. Stan Stamenkovic	175	13. Keith Furphy	14
4. Fred Grgurev	170	14. Ian Anderson	13
5. Kai Haaskivi	158	15. Branko Segota	12
6. Dave MacWilliams	148	Hat Tricks	
7. Ian Anderson	131	1. Steve Zungul	78
8. Omar Gomez	121	2. Fred Grgurev	31
9. Luis Alberto	115	3. Kai Haaskivi	22
10. Oscar Albuquerque	115	4. Stan Terlecki	22
11. Kevin Kewley	108	5. Branko Segota	18
12. Ernie Buriano	107	6. Don Ebert	15
13. Joe Fink	102	7. Mark Liveric	15
14. Ruben Astigarraga	101	8. Andy Chapman	15
15. Yilmaz Orhan	101	Games	
16. Dave MacKenzie	100	1. Fred Grgurev	230
17. Branko Segota	98	2. Joe Fink	225
18. Pat Ercoli	97	3. Dave MacKenzie	223
19. Louie Nanchoff	96	4. John Stremmlau	221
20. John Stremmlau	91	5. Pat Ercoli	218
1. Ty Keough	91	6. Ian Anderson	217
2. Julie Vee	88	7. Alan Kelley	217
3. Peter Millar	87	8. Carl Rose	210
Points		9. Val Tuksa	208
1. Steve Zungul	641	10. Sam Rick	207
2. Fred Grgurev	429	11. Jim Sinclair	199
3. Joe Fink	323	12. Ty Keough	198
4. Kai Haaskivi	322	13. Dave MacWilliams	197
5. Dave MacWilliams	314	14. Yilmaz Orhan	197
6. Stan Stamenkovic	310	15. Gene Strenicer	191
7. Pat Ercoli	279	Penalties in Minutes	
8. Yilmaz Orhan	277	1. Steve Pecher	183
9. Jorgen Kristensen	264	2. Carl Rose	176
10. Ian Anderson	262	3. Peter Millar	165
11. Andy Chapman	243	4. Dave MacKenzie	145
12. Omar Gomez	242	5. Renato Cila	133
13. Mark Liveric	236	6. Doc Lawson	132
14. Don Ebert	231	7. Jim Pollihan	110
15. Keith Furphy	228	8. Juan Carlos Michia	110
16. Vic Davidson	222	9. Kevin Kewley	105
17. Stan Terlecki	222	10. Kelvin Norman	104
18. Tony Glavin	220	11. Don Ebert	102
19. Branko Segota	216	Blocked Shots	
20. Paul Kitson	214	1. Oscar Pisano	220
1. Paul Child	213	2. Bernie James	213
Power Play Goals		3. Mark Frederickson	200
1. Steve Zungul	49	4. Alan Kelley	196
2. Fred Grgurev	46	5. Greg Makowski	180
3. Kai Haaskivi	37		

MISL All-Time Leaders

GOALKEEPERS

(Minimum 1500 Minutes Played)

Winning Percentage		Most Shots	
1. Joe Papaleo	704	1. Shep Messing	5796
2. Shep Messing	680	2. Sloba Ilijevski	5676
3. Zoltan Toth	671	3. Keith Van Eron	5419
4. Keith Van Eron	650	4. Mike Dowler	5045
5. Alan Mayer	630	5. Richard But	4980
6. Kryz Sobieski	626	6. Enzo DiPede	4187
7. Sloba Ilijevski	616	7. Scott Manning	3700
8. Chris Vaccaro	584	8. Gary Allison	3400
9. Mike Dowler	579	9. Jim May	3106
10. Scott Manning	548	10. Kryz Sobieski	3086
Most Wins		Highest Avg. Shots/Game	
1. Shep Messing	104	1. Roy Messing	51.2
2. Keith Van Eron	91	2. Cliff Brown	47.7
3. Sloba Ilijevski	90	3. Pascal Antoine	47.3
4. Mike Dowler	88	4. John Houska	46.4
5. Kryz Sobieski	57	5. Woody Hartman	46.2
6. Scott Manning	53	6. Aly Anderson	46.0
7. Alan Mayer	51	7. Richard But	45.5
8. Enzo DiPede	50	8. Manny Schwartz	45.0
9. Zoltan Toth	49	9. Chris Turner	44.2
10. Chris Vaccaro	44	10. Gary Allison	43.9
Most Losses		Most Saves	
1. Richard But	66	1. Sloba Ilijevski	2958
2. Mike Dowler	64	2. Shep Messing	2684
3. Enzo DiPede	58	3. Mike Dowler	2484
4. Sloba Ilijevski	56	4. Keith Van Eron	2368
5. Scott Manning	50	5. Richard But	2021
6. Shep Messing	49	6. Enzo DiPede	1872
7. Keith Van Eron	49	7. Scott Manning	1600
8. Gary Allison	47	8. Kryz Sobieski	1480
9. Bill Mishalow	46	9. Alan Mayer	1341
10. Jim May	38	10. Jim May	1333
11. Kryz Sobieski	34	Most Goals Against	
Most Games		1. Shep Messing	766
1. Shep Messing	163	2. Mike Dowler	672
2. Keith Van Eron	161	3. Keith Van Eron	635
3. Mike Dowler	153	4. Richard But	591
4. Sloba Ilijevski	152	5. Enzo DiPede	553
5. Enzo DiPede	132	6. Sloba Ilijevski	522
6. Scott Manning	126	7. Scott Manning	499
7. Richard But	120	8. Gary Allison	420
8. Kryz Sobieski	102	9. Kryz Sobieski	415
9. Jim May	102	10. Jim May	410
10. Gary Allison	95	Lowest Goals Against	
Most Minutes		1. Sloba Ilijevski	4.05
1. Shep Messing	9018	2. Joe Papaleo	4.06
2. Mike Dowler	8991	3. Zoltan Toth	4.24
3. Sloba Ilijevski	8865	4. Pascal Antoine	4.41
4. Keith Van Eron	8328	5. Alan Mayer	4.48
5. Enzo DiPede	6625	6. Mike Dowler	4.48
6. Richard But	6564	7. Kryz Sobieski	4.54
7. Scott Manning	5997	8. Keith Van Eron	4.57
8. Kryz Sobieski	5453	9. Victor Petroni	4.58
9. Alan Mayer	4886	10. Mike Mahoney	4.71
10. Chris Vaccaro	4452		

MISL Records /REGULAR SEASON

MISL INDIVIDUAL RECORD PERFORMANCES

Goals

Most Goals, GAME-7, Gene Geimer, Cinn. (vs. Hous.), 1 ·779; Steve Zungul, N.Y (vs. Chic.), 3/8/81; Joey Fink, Ball. (vs. N.J.), 1'29/82
Most Goals, HALF-5, Steve Zungul, N.Y (vs. Phil.), 3/2/79; Steve Zungul, N.Y (vs. Wich.), 1/26/80; Fred Grgurev, Phil. (vs. St.L.), 2/22/80; Fred Grgurev, Phil. (vs. Hart.), 2/28/80; Steve Zungul, N.Y (vs. Hart.), 1 ·30/81; Steve Zungul, N.Y (vs. Buff.), 12.'20,81; Vic Davidson, Clev. (vs. Pitt.), 3/ 11.'82
Most Goals, QUARTER-4, Gene Geimer, Cinn. (vs. Hous.), 1.'7.'79; Steve Zungul, N.Y (vs. Det.), 2/10/80; Fred Grgurev, Phil. (vs. Hart.), 2/28/80, Gordon Hill, K.C. (vs. St.L.), 12/9/83
Most Goals, SEASON-108, Steve Zungul, N.Y, 80/81
Most Goals, CAREER-419, Steve Zungul, N.Y-G.B., 1978-83
Most Consecutive GAMES Scoring a Goal-26, Steve Zungul (twice), 79/80, 80,81
Most GAME WINNING Goals, Season-15, Steve Zungul, N.Y, 80.'81
Most GAME WINNING Goals, Career-52, Steve Zungul, N.Y-G.B..1978-83
Most OVERTIME Winners, Season-4, Elson Seale, K.C. 82.'83
Most OVERTIME Winners, Career-7, Andy Chapman, Wich. 1979-84
Most PENALTY KICKS, Game-2, Kai Haaskivi, Hous (vs. N.Y), 1,19,79; Helmut Dudek, Mem. (vs. Wich.), 1 18,83
Most PENALTY KICKS, Season-7, lubo Petrovic. Buff., 79.'80; Pat McCluskey, Pitt.. 82/83
Most PENALTY Kicks, Career-11, Helmut Dudek, Wich., 'Mem., 1980-84
Most PPG, Game-4, Ede Wolf, Det. (vs. SLL.), 2/3.'80; Gordon Hill, D.C. (vs. S11.), 12/9/83
Most PPG, Season-15, Kai Haaskivi, Hous, 79/80; Steve Zungul, N.Y, 80.81
Most PPG, Career-49, Steve Zungul, N.Y-G.B., 1978-83
EARLIEST Goal in Game-:07, Ian Anderson, Hous. (vs. N.Y), 2123/79
LATEST Goal In OVERTIME Game-74:46, (14:46 into OT), Pat Ercoli, Bull. (vs- 1,18 ,84; Dan Tobin, L.A. (vs. K.C.), 2.'17/84
Shortest Elapsed Time to Score 2 GOALS-:06, Graham Fyfe, Clev. (vs. SLL), 12127/80
Shortest Elapsed Time to Score 3 GOALS-:37, Steve Zungul, N.Y (vs. Ball.(, 4 2, 82
Shortest Elapsed Time to Score 4 GOALS-3:38, Gordon Hill, K. C. (vs. St.L.), 1219,83
Most SHORTHANDED Goals, Game-2, Rudy Ybarra, Hart. (vs. St.L.(, 2,9,80; Joe Fink, Phil. (vs. Buff.), 2 ·1 2.'80; Paul Kitson, Chic. (vs. St.L.), 3/1.'81; Paul Toomey, Pitt. (vs. Buff.), 12/11.81; Steve Zungul, N.Y (vs-Buff.), 12/11;81; Paul Kitson, N.Y (vs. Pitt.) 2/13/83; Geoff Wall, Tac. (vs. Balt.), 3,10/84
Most SHORTHANDED Goals, Season-6, Paul Kitson, Chic., 80,81
Most SHORTHANDED Goals, Career-11, Paul Kitson, Chic ..N.Y/Balt., 1980-84
Most 3-Goal (HAT TRICK) Games, Season-20, Steve Zungul, N.Y. 80.81 · Steve Zungul, N.Y, 81 82
Most 3-Goal (HAT TRICK) Games, Career-78, Steve Zungul. N.Y-G.B., 1978-83

Assists

Most Assists, GAME-5, Sid Nolan, Pitt. (vs. Phil.), 3,5.'79; Fred Grgurev. Phil. (vs. N.Y), 319/80; Vic Davidson, Phx. (vs. SwF), 12,10,80; Louie Nanchott, Phil. (vs. Clev.), 1120.'81; Jorgen Kristensen, Wich. (vs. Phx.), 2/3,81; Charlie Cordas, Buff. (vs. Phx.), 2/18/81; Tim Walters, Den. (vs. Phx.), 3,7,81; Stan Terlecki, Pitt. (vs. Balt), 3,28182; Stan Stamenkovic, Mem. (vs. Pitt.), 1116,82; Stan Stamenkovic, Mem. (vs. Wich.), 2,2.'83; Omar Gomez, Wich. (vs. 12 .'2.'83; Vidal Fernandez, S.D. (vs. G.B.), 4.'13.'83; Steve Zungul, G.B. (vs. S.D.), 5116,83; Polar Baralic, Phx. (vs. L.A.), 12,16,83; Zee Kapka, Pitt. (vs. Mem.), 1,21,84; Mike Lashchev, N.Y (vs. Mem.), 3,13,84
Most Assists, HALF-5, Charlie Cordas, Buff. (vs. 12 .'18181
Most Assists, SEASON-65, Stan Stamenkovic, Mem., 82.'83
Most Assists, CAREER-222, Steve Zungul, N.Y-G.B., 1978-83
Most CONSECUTIVE GAMES Scoring an Assist-17, Kai Haaskivi, Hous, 78,79

Points

Most Points, GAME-9, Kai Haaskivi, Hous. (vs. Pitt.), 12.'23.'79, Vic Davidson, Phx (vs. S. F), 12.10,80; Steve Zungul, N.Y (vs- Buff.), 2.'10/82
Most Points, HALF-7, Steve Zungul, N.Y (vs. Buff.), 12/20/81
Most Points, SEASON-163, Steve Zungul, N.Y, 81,82
Most Points, CAREER-641, Steve Zungul, N.Y-G.B., 1978-83
Most CONSECUTIVE GAMES Scoring a Point-76, Steve Zungul, N.Y (14 in 78 79, 32 in 79180, 30 in 80.'81)

Penalties

Most PENALTIES IN MINUTES (PIM) in Game-11, Clive Griffiths, Chic. (vs. Phil.), 12,30/80; Kevin Kewley, Wich. (vs. Mem.), 3/26/82
Most PIM, Season-58, Steve Pecher, StL, 81.'82
Most PIM, Career-183, Steve Pecher, SLL, 1979-84
Most PENALTIES, Game-4, Skip Roderick, Phil. (vs. N.Y), 3,12/79; Clive Griffiths, Chic. (vs. Phil.), 12/3080; Kevin Kewley Wich. (vs. Mem.), 3/26/82
Most EJECTIONS, Season-2, Dave MacKenzie, Pitt., 78,79; Bobby Smith, Phil., 79/80; Steve Pecher, St.L., 79/80; Fred Grgurev, Phil., 79/80; Dave MacKenzie, Pitt., 82/83; Omar Gomez, Wich., 82,83
Most EJECTIONS, Career-6, Dave MacKenzie, Pitt./Hart./Pitt., 1978-83
Most CAUTIONS, Season-7, Bobby Smith, Phil., 79/80; Willie Watson, 181/82
Most CAUTIONS, Career-11, Willie Watson, Phx., 1980-83

MISL Records /REGULAR SEASON

Games

Most Games Played, SEASON-50, Fred Grgurev, N.Y./Mem., 83'84
Most Games Played, CAREER-230, Fred Grgurev, N.Y./Mem., 1979-84
Most CONSECUTIVE GAMES Played-161, Elson Seale, K.C., 1980-84

Blocked Shots

Most SHOTS BLOCKED, Game-10, Henry Sosnica, Mem. (vs. K.C.), 1 /14/83; Bernie James, Clev. (vs. N. Y), 4/16/83.
Most SHOTS BLOCKED, Season-136, Oscar Pisano, Buff., 83/84
Most SHOTS BLOCKED, Career-220, Oscar Pisano, Buff., 1982-84

MISL GOALKEEPER RECORD PERFORMANCES

Goals Against

LEAST Goals Allowed, Game-0, Paul Hammond, Hous. (vs. Clev.), 3,779; Shep Messing, N.Y (vs. Clev.), 2/20/80; Sepp Gantenhammer, Hous. (vs. Clev.), 3/9.80; Ardo Perri, Phil. (vs. Wich.), 12/16/80; Mike Dowler, Wich. (vs. SF), 1228/81; Mike Dowler, Wich. (vs. Clev.), 1/2/81; Scott Manning, Butt. (vs. Phil.), 1/24/81; Mike Dowler, Wich. (vs. Den.), 12;13/81, Gary Allison, Pitt. (vs. Phil.), 1:31/82; Sloba Iljevski, SLL. (vs. K.C.), 2,7 82, Van Taylor, Phx. (vs. Den.), 3.2782; Zoltan Toth, N.Y (vs. Mem.) 12 ·1 282; Sloba Iljevski, SLL. (vs. Chic.), 1'14/83; Kryz Sobieski, Pitt- (vs. Clev.), 3'31 /83; Sloba Iljevski, SLL. (vs. K-C). 4.10'83; Enzo DiPede, K. C. (vs. Mem.), 1:'484; Sloba Iljevski, St. L. (vs. Wich.), 3;2,84
Most Shutouts, SEASON-2, Mike Dowler. Wich. 80.'81; Sloba Iljevski. SLL-, 82 83
Most Shutouts, CAREER-4, Sloba Iljevski, St. L. 1980-84
Most CONSECUTIVE Shutouts-2, Mike Dowler, Wich., 80,81
LOWEST Goals Against Average, Season-3.67, Sloba Iljevski, St. L., 83.84
Most Goals Allowed, Game-15, Henry Westmoreland, Phx. ([vs. NA](#)), 1 2'4'81
Most Goals Allowed, Season-203, Mike Dowler, Wich., 82.83
Most Goals Allowed, Career-766, Shep Messing, N.Y, 1978-84
LONGEST Time Without Allowing a Goal-140:32, Mike Dowler, Wich, 1228.80-1 2 81
Most Saves, GAME-46, Roy Messing, ST (vs. Wich.), 3,481
Most Saves, SEASON-798, Sloba Iljevski. SLL., 81.82
Most Saves, CAREER-2958, Sloba Iljevski, St.L., 1980-84
FEWEST Saves, Game-3, Sepp Gantenhammer, Hous (vs. Clev.), 2,2280
FEWEST Saves, Half-Q Mike Dowler, Wich. (vs. Den.), 4,382
HIGHEST Saves Per Game Average, Season-25.6, Roy Messing, SwF, 8081
LOWEST Saves Per Game Average, Season-12.5, Peter Cowlick, Pitt., 83'84

Shots on Goal

Most Shots on Goal Faced, GAME-56, Van Taylor, Phx- (vs- Balt-), 3
LEAST Shots on Goal Faced, GAME-9, Shep Messing, N.Y (vs. Wich.), 3.11 83
Most Shots on Goal Faced, SEASON-1192, Mike Dowler. Wich., 1983-84
Most Shots on Goal Faced, CAREER-2322, Mike Dowler. Wich., 1982-84
HIGHEST Shots on Goal Per Game Average, Season-35.7, Blagoje Tamindzic. Phx.. 83 84
LOWEST Shots on Goal Per Game Average, Season-Shep Messing, N. Y, 22.8, 82 '83

Decisions

Most Goalkeeper WINS, Season-30, Alan Mayer, S. D., 82 83
Most Goalkeeper WINS, Career-104, Shep Messing, N.Y, 1978-84
Most Goalkeeper LOSSES, Season-25, Richard But, Hart., 80,81
Most Goalkeeper LOSSES, Career-66, Richard But, Hart.' Mem., 1980-84
Most CONSECUTIVE GK WINS-15, Shep Messing, N. Y, 80,81
Most CONSECUTIVE GK LOSSES -14, Enzo DiPede, Chi., 80.81

Minutes Played

Most Minutes Played, GAME-75:00, Richard But, Hart., Mem. (3 Times), Zoltan Toth, N.Y (3 Times); Enzo DiPede, K.C. (2 Times); Sloba Iljevski, SLL. (2 Times); Bill Mishalow. Mem. (2 Times); Gary Allison, Chi.; Aly Anderson, Den.; John Barela, Tac.; Cliff Brown, Clev.; Keith Van Eron, Phil.; John Houska, Clev.; Scott Manning, Buff.; Peter Cowlick , Pill.; Manny Schwartz, SLL.; Kryz Sobieski, Clev.; Wieslaw Surilit. Buff.; Blagoje Tamindzic, Phx.; Van Taylor, Phx.; Jim Tietjens, K.C.
Most Minutes Played, SEASON-2724, Mike Dowler, Wich.. 83 84
Most Minutes Played, CAREER-9018, Shep Messing, N.Y, 1978-84

Games Played

Most Games Played, SEASON-46, Mike Dowler, Wich., 83.'84
Most Games Played, CAREER-163, Shep Messing, N.Y, 1978-84
Most Consecutive Games PLAYED-50, Shep Messing, N.Y. 1979-81

Penalties

Most Penalty Minutes for GK, GAME-7, Blagoje Tamindzic, Phx. (vs. Wich.), 12.'19,83
Most Penalty Minutes for GK, SEASON-33, Blagoje Tamindzic, 182 .'83
Most Penalty Minutes for GK, CAREER-76, Keith Van Eron, Cinn., Wish.,Phila..'Balt, 1978-84

MISL Records / Playoffs

(Series denotes entire Playoff-Minimum for record is two games played)

MISL INDIVIDUAL RECORD PERFORMANCES Goals

Most Goals, GAME-7, Steve Zungul. NY (vs. Phil) 3,2379
Most Goals, HALF-5, Andy Chapman, Wich. (vs. Clev.) 3 18 81
Most Goals, QUARTER-4, Joe Fink, Halt., (vs. St.L.) 6/
Most Goals, SERIES-24, Steve Zungul, N.Y (10 games) 1982
Most Goals, CAREER-64, Steve Zungul, N.Y, 1979-82
Most CONSECUTIVE GAMES Scoring a Goal-21, Steve Zungul, N.Y 1982
Most GAME WINNING Goals Series-3, Don Ebert, St. L., 1982; Mike Stankovic, Ball., 1984
Most GAME WINNING Goals Career-5, Steve Zungul, N.Y, 1979-82
Most OVERTIME Winners, Series-1, by 14 players
Most OVERT ME Winners, Career-1, by 9 players
Most GAME-TYING Goals, Series-1, by 10 players
Most PENALTY KICKS, Game-1, by 17 players
Most PENALTY KICKS, Series-2, Keith Furphy. 1983
Most PPG, GAME-3, Pat Ercoli, Bait., (vs, N.Y). 42784
Most PPG, SERIES-7, Pat Ercoli. Bait.. 1984
Most PPG, CAREER-8, Pat Ercoli, 1979-84
EARLIEST Goal in Game-13, Kay Deign, S.D. (vs. K.C.). 4 20 83
LATEST Goal in Sudden Death Quarter-74:06, Dan Counce, Bait. (vs, Clev.). 3 12 81
Shortest Elapsed Time to Score 2 GOALS-:07, Steve Zungul. N.Y (vs. SLL.), 521 82
Shortest Elapsed Time to Score 3 GOALS-:41, Joe Fink, Ball, (vs, St L.). 6 8 84
Shortest Elapsed Time to Score 4 GOALS-4:59, Joe Fink. Bait_ (vs. St. L.), 6 884
Most SHORTHANDED Goals, Game-1, by 15 players
Most SHORTHANDED Goals, Series-2, Steve Zungul. N.Y 1982

Assists

Most Assists, GAME-5, Stan Stamenkovic. Bait.. (vs. N.Y). 5 9 84
Most Assists, HALF-4, Julie Veece, S.D. (vs, Wish.). 5 6 83
Most Assists, SERIES-20, Stan Stamenkovic, Bait.. 1984
Most Assists, CAREER-22, Julie Veece, N.Y S.D.. 1979. 1982
Most CONSECUTIVE Games Scoring An Assist-10, Julie Veece, S.D., 1983

Points

Most Points, GAME-9, Steve Zungul, N-Y (vs- Phil.), 3 2379
Most Points, HALF-5, Steve Zungul, N-Y (vs. Phil-), 32379; Steve Zungul, N.Y (vs. Pitt.), 3 21 80. Andy Chapman, Wich- (vs- Chic-), 3 18 81
Most Points, SERIES-33, Stan Stamenkovic. Ball, 1984
Most Points, CAREER-84, Steve Zungul, N.Y, 1979-82
Most CONSECUTIVE Games Scoring a Point-21, Steve Zungul. N.Y. 1982

Penalties

Most Penalties In Minutes (PIM), GAME-9, Renato Cila, N.Y (vs, Phx.). 321 81
Most PIM, SERIES-20, Steve Pecher, St L, 1982
Most PIM, CAREER-33, Steve Pecher, St.L., 1981-83
Most Penalties, GAMES-3, Jim Pollihan, N.Y (vs- Phil-), 32579; Renato Cila, N-Y (vs- Phx-), 3 21 81. N.Y, (vs, Halt.), 5 4 84
Most Penalties, SERIES-10, Steve Pecher St.L.. 1982
Most EJECTIONS, Series-1, by 13 players
Most CAUTIONS, Series-3, Steve Pecher, St. Louis. 1982, Niece Pesa, SL Louis, 1984

Games

Most Games Played, SERIES-13, by 14 players
Most CONSECUTIVE Games Played-33, Nick Mangione. Hous..Bait., 1980-84
Most Games Played, CAREER -33, Nick Mangione. Hous. Bait., 1980-84

Blocked Shots

Most Blocked Shots, GAME-13, Tim Clark, K.C., (vs. St.L.), 5'984
Most Blocked Shots, SERIES-32, Heinz Wirtz . Ball., 1984
Most Blocked Shots, CAREER-53, Heinz Wirtz. Ball., 1983-84

Shots

Most Shots, GAME-24, Branko Segota, N.Y (vs, Phx.), 3,21 81
Most Shots, SERIES-139, Steve Zungul, N.Y. 1982
Most Shots, **CAREER-288**, Steve Zungul, N.Y, 1979-82

MISL Records/ Playoffs

(Series denotes entire Playoff-Minimum for record is two games played)

MISL GOALKEEPER (GK) RECORD PERFORMANCES Goals Against

LEAST **Goals Allowed, Game-0**, Alan Mayer, S.D. (vs. Bait), 5 13 83; Alan Mayer, S.D. (vs. Bait.), 5'15,83
LOWEST Goals Against Average, Series-2.50, Krys Sobieski, Pitt., 1982 (2 games)
MOST Goals Allowed, Game-12, Bill Mishalow. Mem. (vs. Wich.) 52 82; Shep Messing, N.Y. (vs. Bait.), 59 84
MOST Goals Allowed, Series-49, Sloba Ilijevski, St.L - 1982 (10 games)
MOST Goals Allowed, Career-88, Sloba Ilijevski, St. L.. 1981-83

Saves

Most Saves, GAME-40, Sloba Ilijevski St L (vs. Wich.), 327 81
Most Saves, HALF-25, Sloba Ilijevski, SLL (vs. Wich.), 327 81
Most Saves, SERIES-208, Sloba Ilijevski, St.L. 1982
Most Saves, CAREER-517, Sloba Ilijevski, St.L., 1981-84
FEWEST Saves, Game-7, Mike Dowler, Wich., (vs. St.L.) ,
HIGHEST Saves Per Game Average, Series-28.3, Shep Messing, N. Y. 1979
LOWEST Saves Per Game Average, Series-12.9, Jim May. Buff., 1982 (2 games)

Shots on Goal

Most Shots on **Goal Faced, GAME-52**, Chris Vaccaro, (vs. Ball.), 4 26 83
Most Shots on Goal Faced, SERIES-288, Scott Manning. Bait.. 1984
Most Shots on Goal Faced, **CAREER** -451, Keith Van Eron, Bait, 1983-84
LEAST Shots on Goal Faced, Game-14, Alan Mayer, S.D. (vs. Wich.(. 4 28 83
HIGHEST Shots on Goal Faced Per Game Average-40.6, Billy Phillips. St L.. 1984
LOWEST Shots on Goal Faced Per Game Average-21.2, Shep Messing, N.Y, 1983

Decisions

Most Goalkeeper WINS, Series-8, Alan Mayer, S.D.. 1983; Scott Manning. Bait., 1984
Most Goalkeeper WINS, Career-16, Sloba Ilijevski, St L.. 1981-84
Most Goalkeeper LOSSES, Series-6, Keith Van Eron. Bait.. 1983
Most Goalkeeper LOSSES, Career-13, Keith Van Eron. Cinn. Wich. Halt., 1979. 80. 82-84
Most CONSECUTIVE GOALKEEPER WINS-11, Scott Manning, Bait., 1983-84

Minutes Played

Most Minutes Played, GAME-75:00, Sloba Ilijevski, St.L. (vs. Wich.), 3 27 81
Most Minutes Played, SERIES-611, Sloba Ilijevski. St.L.. 1982
Most Minutes Played, CAREER-1655, Sloba Ilijevski. St L., 1981-84

Games Played

Most Games Played, SERIES-10, Sloba Ilijevski. St. L.. 1982, Keith Van Eron, Ball., 1983;
Alan Mayer, S.D., 1983
Most Games Played, CAREER-27, Sloba Ilijevski, SLL., 1981-84

Penalties

Most Penalty Minutes for GK, GAME-4, Mick Poole. Hous (vs, N.Y), 3 23 80; Zoltan Toth. N.Y, (vs. Ball.), 4,27.84; Shep Messing, N.Y. (vs. Bait), 42984
Most Penalty Minutes for GK, SERIES-6, Mick Poole, Hous.: Zoltan Toth, N. Y; Keith Van Eton, Ball.
Most Penalty Minutes for GK, **CAREER-12**, Keith Van Eton, Cinn. Wich. Halt., 1979. 80, 82-84

Scoring

Most Assists for GK, GAME-3, Chris Vaccaro, Clev.. (vs. Pitt.). 4 26 84
Most Assists for GK, SERIES-3, Chris Vaccaro, Clev., 1984, Scott Manning. Bait.. 1984
Most Assists for GK, CAREER-4, Shop Messing. N.Y, 1979-84; Scott Manning. Buff.' Ball., 1 980-84

MISL Records/ Playoffs

(Series denotes entire Playoff-Minimum for record is two games played)

MISL TEAM RECORD PERFORMANCES Decisions

Most WINS, Series-10, Baltimore, 1984
Most LOSSES, Series-7, Baltimore, 1983
HIGHEST WINNING PERCENTAGE, Series-100%, New York, 1979, 1980 (3-0 each year)
Most HOME WINS, Series-6, Baltimore, 1983; San Diego, 1983
Most HOME LOSSES, Series-2, N.Y., 1982; Ball LA., N.Y., St. L. & Wich, 1984
Most ROAD WINS, Series-5, Baltimore, 1984
Most ROAD LOSSES, Series-5, Baltimore, 1983
Most OVERTIME GAMES, Series-4, New York, 1982
Most OVERTIME WINS, Series-3, New York, 1982
Most OVERTIME LOSSES, Series-2, St. Louis, 1982
Most SHOOTOUT GAMES, Series-1, Wichita, St. Louis, 1981
Most SHOOTOUT WINS-1, St. Louis, 1981
Most SHOOTOUT LOSSES-1, Wichita, 1981
CONSECUTIVE WINS, Series-7, San Diego, 1983
CONSECUTIVE LOSSES, Series-4, St. Louis, 1984
Most ONE-GOAL GAMES, Series-6, St. Louis, 1984
Most ONE-GOAL WINS, Series-4, Baltimore, St. Louis, 1984
Most ONE-GOAL LOSSES, Series-2, Wichita, 1980, 1981; St. Louis, 1982, 1984; Baltimore, San Diego, 1983, Cleveland, Los Angeles, 1984
LARGEST MARGIN of Victory, Game-9, Wich. (12) vs. Mem. (3), 5282: IN -Y (10) vs. Bait. (1), 32781 Bull (14) vs- N-Y (5). 5 9'84
LONGEST GAME-Shootout (4 rounds) STL. vs, Wich., 32781

Goals

Most Goals, GAME-14, N.Y (vs. Phila.), 3'23 79, Bar. (vs. N. Y), 5 9 84
Most Goals, HALF-8, NY (vs- Phila-). 3:23 79: N.Y (vs- Pitt-), 3.21 80, Wich- (vs- Mem-). 52 82; Bait. (vs. N.Y.) 5 9 84
Most Goals, QUARTER-6, SLL. (vs. Wich-), 327:81, St L (vs- Wich.), 5.782; Wich- (vs- L-A.). 42484; Bait. (vs. N.Y.) 5984
Most Goals, SERIES-80, Baltimore, 1984
Most Goals, Game (BOTH TEAMS)-21, N.Y (14) vs. Phila. (7), 32379
Most Goals, Half (BOTH TEAMS)-12, Ball. (6) vs. N.Y (6), 42984
Most Goals, Quarter (BOTH TEAMS)-8, N.Y (5) vs. Phila. (3), 3 23 79; Wich. (5) vs. Chic. (3), 3 22 81, Ball (6) vs- N-Y (2), 5984
Least Goals, Game (BOTH TEAMS)-3, K.C. (2) vs. St L. (1), 5 5 84
Most UNANSWERED Goals-8, N.Y vs. Pitt, 32180: N.Y vs. Bait., 3 27 81
HIGHEST AVERAGE Goals Per Game, Series-10.7, New York, 1979
LOWEST AVERAGE Goals Per Game, Series-3.0, Hous., 1979: Buff., 1980 (each one game): Kansas City, 1983
HIGHEST GOALS ALLOWED Per Game, Series-9.3, New York, 1984
LOWEST GOALS ALLOWED Per Game, Series-2.8, San Diego, 1983
FASTEST Two Goals (SAME TEAM)-05, Ball. (Prentice Ercoli) vs. N.Y. 5 7 82
FASTEST Two Goals (DIFFERENT TEAMS)-06, George Ley (Wich.) & Derek Smethurst (Mem.), 5 2 82
EARLIEST Goal--13, San Diego (Deyna) vs. Kansas City, 4 2083
LATEST Goal in Game-74:01, Ball (Counce) vs. Clev., 3 12 81
Most SHORTHANDED Goals, Game-2, Clev. (vs. Ball.), 5 10 83: L.A. (vs. Wich.), 5184
Most SHORTHANDED Goals, Series-3, New York, 1982: Cleveland, 1983
Most GAME-TYING Goals, Series-2, New York, 1982: St. Louis, 1982
Most PENALTY KICKS Made, Game-1, 11 times
Most PENALTY KICKS Made, Series-2, St. Louis, 1981; Cleveland, 1983

MISL Records/ Playoffs

(Series denotes entire Playoff-Minimum for record is two games played)

Shots on Goal Faced

Most Shots on Goal Faced, GAME-52, Clev. (vs. Balt.), 4 26 83
Most Shots on Goal Faced, SERIES-194, Clev. (vs. Ball.), 1983
Most Shots on Goal Faced, Game (BOTH TEAMS)-84, Clev. (52) vs. Bait. (32), 4 26:83
LEAST Shots on Goal Faced, Game (ONE TEAM)-14, S.D. (vs. Wich.), 4 28 83
LEAST Shots on Goal Faced, Game (BOTH TEAMS)-40, S.D. (vs. Wich.), 4 28 83
Most Shots on Goal Faced, Half-28, Clev. (vs. Ball.) 4'26 83
Most Shots on Goal Faced, Half (BOTH TEAMS) -45, Halt. (vs. N.Y.), 4 29:84
Most Shots on Goal Faced, Quarter-20, Clev. (vs. Ball.), 42683
Most Shots on Goal Faced, Quarter (BOTH TEAMS)-25, S.D. (vs. Bait.), 5 17 83. Clev. (vs. Bait.), 5,16 84
Most Shots on Goal Faced, Series-442, Ball 1983

Blocked Shots

Most Blocked Shots, GAME-28, Clev. (vs. Pitt.), 5 6 84
Most Blocked Shots, SERIES-168, Bait., 1983

Power Plays

Most Power Play Goals (PPG), GAME-4, Balt. (vs. N. Y). 42784
Most PPG, SERIES-14, Bait., 1984
Most PPG ATTEMPTS, Game-10, Ball., (vs. N.Y.), 5 4 84
Most PPG ATTEMPTS, Series-44, Bait., 1984
Highest PPG EFFICIENCY, Series-80.0%, Chicago (4-5), 1983
Lowest PPG EFFICIENCY, Series-0.0%, Pitt., 1982 (0 for 10), Clev., 1984 (0 for 9)
CONSECUTIVE Games with PPG-7, Hous., 1979, 1980, Ball- 1981, 1984
CONSECUTIVE PPG Attempts without Scoring-10, Pittsburgh. 1982

Penalty Killing

Most PPG Attempts Killed, GAME-8, N.Y (vs. Balt.). 5 4 84
Most PPG Attempts Killed, SERIES-30, Ball., 1984
Most PPG Attempts FACED, Game-10, N.Y (vs. Balt.). 5 484
Most PPG Attempts FACED, Series-35, N.Y, 1982, Bait., 1983, 1984
Most PPG ALLOWED, Game-4, N.Y (vs. Ball.). 42784
Most PPG ALLOWED, Series-12, Bait., 1983
Highest PPG Defense EFFICIENCY, Series-85.7, Balt., (1-7). 1981 (5-35). 1984
Lowest PPG Defense EFFICIENCY, Series-0.0%, K. C. (1-1), 1983

Penalties

Most Penalties, GAME-10, N.Y (vs. Balt.), 5 4 84
Most Penalties, SERIES-41, N.Y, 1982; Ball, 1983; 1984
Most Penalties, Game (BOTH TEAMS)-16, N Y (8) vs. St. L- (8). 5 2382: N.Y (10) vs- Ball- (6), 5/4/84
Least Penalties, GAME-0, 6 times
Least Penalties, Game (BOTH TEAMS)-1, 6 times
Most PENALTY MINUTES, Game-21, N.Y (vs. Cinn.). 32079
Most PENALTY MINUTES, Series-85, Bait., 1984
Most Penalty Minutes, Game (BOTH TEAMS)-34, N.Y (21) vs. Cinn. (13). 3 2079
LEAST Penalty Minutes Game-0, Den. (vs. STL.), 42882; Wich. (vs. St.L.), 5 7 82: Wich. (vs. St.L.), 5:12'82, K. C. (vs. S.D.), 42083; S.D. (vs- Wich-), 42883: S.D. (vs. Wich-), 4 30 83
LEAST Penalty Minutes (BOTH TEAMS)-2, 6 times

1984-85 Schedule

(All Times Local)

Game No.	Date	1984	Time
	Fri., Nov. 2	Baltimore at Pittsburgh	8:05 pm
2.	Fri., Nov. 2	Chicago at St. Louis	7:35 pm
3.	Fri., Nov. 2	Los Angeles at Kansas City	7:35 pm
4.	Fri., Nov. 2	Las Vegas at Dallas	7:35 pm
5.	Sat., Nov. 3	Minnesota at San Diego	7:35 pm
6.	Sat., Nov. 3	New York at Tacoma	7:35 pm
7.	Wed., Nov. 7	San Diego at Dallas	7:35 pm
8.	Thu., Nov. 8	St. Louis at Baltimore	7:35 pm
9.	Fri., Nov. 9	Tacoma at Minnesota	7:35 pm
10.	Fri., Nov. 9	Cleveland at Dallas	7:35 pm
11.	Sat., Nov. 10	Kansas City at Pittsburgh	8:05 pm
12.	Sun., Nov. 11	Cleveland at Baltimore	1:05 pm
13.	Sun., Nov. 11	San Diego at Las Vegas	6:05 pm
14.	Mon., Nov. 12	Dallas at Los Angeles	7:35 pm
15.	Tue., Nov. 13	Tacoma at St. Louis	7:35 pm
16.	Thu., Nov. 15	Wichita at Los Angeles	7:35 pm
17.	Fri., Nov. 16	Kansas City at Chicago	7:35 pm
18.	Fri., Nov. 16	Minnesota at Dallas	7:35 pm
19.	Sat., Nov. 17	Cleveland at St. Louis	7:35 pm
20.	Sat., Nov. 17	Pittsburgh at Las Vegas	7:35 pm
21.	Sat., Nov. 17	Los Angeles at San Diego	7:35 pm
22.	Sat., Nov. 17	Wichita at Tacoma	7:35 pm
23.	Sun., Nov. 18	New York at Baltimore	1:05 pm
24.	Sun., Nov. 18	Chicago at Minnesota	1:35 pm
25.	Wed., Nov. 21	Pittsburgh at Tacoma	7:35 pm
26.	Fri., Nov. 23	St. Louis at Pittsburgh	8:05 pm
27.	Fri., Nov. 23	Tacoma at Kansas City	7:35 pm
28.	Fri., Nov. 23	Baltimore at Dallas	7:35 pm
29.	Fri., Nov. 23	Chicago at Las Vegas	7:35 pm
30.	Sat., Nov. 24	Dallas at Baltimore	8:05 pm
31.	Sat., Nov. 24	New York at Cleveland	8:05 pm
32.	Sat., Nov. 24	St. Louis at Minnesota	7:35 pm
33.	Sat., Nov. 24	Tacoma at Wichita	7:35 pm
34.	Sat., Nov. 24	Chicago at San Diego	7:35 pm
35.	Sun., Nov. 25	Las Vegas at Kansas City	3:35 pm
36.	Wed., Nov. 28	Minnesota at Baltimore	7:35 pm
37.	Wed., Nov. 28	Dallas at Pittsburgh	7:35 pm
38.	Wed., Nov. 28	Chicago at Los Angeles	7:35 pm
39.	Wed., Nov. 28	San Diego at Tacoma	7:35 pm
40.	Thu., Nov. 29	Baltimore at New York	7:35 pm
41.	Fri., Nov. 30	Los Angeles at Cleveland	8:05 pm
42.	Fri., Nov. 30	Pittsburgh at St. Louis	7:35 pm
43.	Fri., Nov. 30	Kansas City at San Diego	7:35 pm
44.	Sat., Dec. 1	Cleveland at New York	8:05 pm
45.	Sat., Dec. 1	Los Angeles at Pittsburgh	8:05 pm
46.	Sat., Dec. 1	St. Louis at Dallas	7:35 pm
47.	Sat., Dec. 1	Chicago at Tacoma	7:35 pm
48.	Sun., Dec. 2	Las Vegas at Minnesota	1:35 pm
49.	Sun., Dec. 2	Baltimore at Wichita	6:05 pm
50.	Tue., Dec. 4	Wichita at Kansas City	7:35 pm
51.	Tue., Dec. 4	Tacoma at Dallas	7:35 pm
52.	Thu., Dec. 6	Los Angeles at New York	7:35 pm
53.	Thu., Dec. 6	Tacoma at Chicago	7:35 pm
54.	Fri., Dec. 7	Pittsburgh at Cleveland	8:05 pm
55.	Fri., Dec. 7	San Diego at St. Louis	7:35 pm
56.	Sat., Dec. 8	Los Angeles at Baltimore	7:35 pm
57.	Sat., Dec. 8	San Diego at Kansas City	7:35 pm
58.	Sat., Dec. 8	New York at Dallas	7:35 pm
59.	Sat., Dec. 8	Wichita at Las Vegas	7:35 pm
60.	Sun., Dec. 9	Tacoma at Cleveland	6:35 pm
61.	Sun., Dec. 9	Minnesota at Chicago	1:35 pm
62.	Tue., Dec. 11	Tacoma at New York	7:35 pm
63.	Tue., Dec. 11	Kansas City at Dallas	7:35 pm
64.	Tue., Dec. 11	Las Vegas at Los Angeles	7:35 pm
65.	Thu., Dec. 13	St. Louis at Las Vegas	7:35 pm
66.	Fri., Dec. 14	Kansas City at Baltimore	7:35 pm
67.	Fri., Dec. 14	New York at Chicago	7:35 pm
68.	Fri., Dec. 14	Dallas at Minnesota	7:35 pm
69.	Fri., Dec. 14	Cleveland at Los Angeles	7:35 pm
70.	Sat., Dec. 15	Chicago at Pittsburgh	8:05 pm
71.	Sat., Dec. 15	Wichita at Dallas	7:35 pm
72.	Sat., Dec. 15	Cleveland at Las Vegas	7:35 pm
73.	Sat., Dec. 15	St. Louis at San Diego	7:35 pm

1984-85 Schedule

(All Times Local)

Game No.	Date	1984	Time
74.	Sat., Dec. 15	Los Angeles at Tacoma	7:35 pm
75.	Sun., Dec. 16	Pittsburgh at New York	7:35 pm
76.	Sun., Dec. 16	Baltimore at Kansas City	3:35 pm
77.	Sun., Dec. 16	Minnesota at Wichita	6:05 pm
78.	Tue., Dec. 18	Las Vegas at New York	7:35 pm
79.	Wed., Dec. 19	Dallas at San Diego	7:35 pm
80.	Wed., Dec. 19	St. Louis at Los Angeles	7:35 pm
81.	Thu., Dec. 20	Wichita at Chicago	7:35 pm
82.	Fri., Dec. 21	Las Vegas at Baltimore	7:35 pm
83.	Fri., Dec. 21	Cleveland at Kansas City	7:35 pm
84.	Fri., Dec. 21	Pittsburgh at Wichita	7:35 pm
85.	Fri., Dec. 21	New York at San Diego	7:35 pm
86.	Sat., Dec. 22	Las Vegas at Pittsburgh	8:05 pm
87.	Sat., Dec. 22	Chicago at Cleveland	8:05 pm
88.	Sat., Dec. 22	Baltimore at Minnesota	7:35 pm
89.	Sat., Dec. 22	New York at Los Angeles	7:35 pm
90.	Sat., Dec. 22	Dallas at Tacoma	7:35 pm
91.	Sun., Dec. 23	Kansas City at St. Louis	7:35 pm
92.	Sun., Dec. 23	San Diego at Los Angeles	6:05 pm
93.	Wed., Dec. 26	San Diego at Cleveland	8:05 pm
94.	Wed., Dec. 26	Las Vegas at Chicago	7:35 pm
95.	Wed., Dec. 26	Minnesota at Kansas City	7:35 pm
96.	Thu., Dec. 27	San Diego at Pittsburgh	7:35 pm
97.	Fri., Dec. 28	St. Louis at Cleveland	8:05 pm
98.	Fri., Dec. 28	Chicago at Kansas City	7:35 pm
99.	Fri., Dec. 28	New York at Wichita	7:35 pm
100.	Fri., Dec. 28	Pittsburgh at Dallas	7:35 pm
101.	Fri., Dec. 28	Minnesota at Tacoma	7:35 pm
102.	Sat., Dec. 29	San Diego at Baltimore	7:35 pm
103.	Sat., Dec. 29	Minnesota at Las Vegas	7:35 pm
104.	Sun., Dec. 30	San Diego at New York	7:35 pm
105.	Sun., Dec. 30	Baltimore at Cleveland	6:35 pm
106.	Sun., Dec. 30	Dallas at St. Louis	7:35 pm
107.	Sun., Dec. 30	Los Angeles at Wichita	6:05 pm
108.	Mon., Dec. 31	Cleveland at Chicago	7:35 pm
1985			
109.	Wed., Jan. 2	Kansas City at Tacoma	7:35 pm
110.	Fri., Jan. 4	Minnesota at Pittsburgh	8:05 pm
111.	Fri., Jan. 4	Wichita at Cleveland	8:05 pm
112.	Fri., Jan. 4	Baltimore at St. Louis	7:35 pm
113.	Fri., Jan. 4	Las Vegas at Dallas	7:35 pm
114.	Sat., Jan. 5	Wichita at New York	8:05 pm
115.	Sat., Jan. 5	Cleveland at Minnesota	7:35 pm
116.	Sat., Jan. 5	Kansas City at San Diego	7:35 pm
117.	Sat., Jan. 5	Tacoma at Los Angeles	7:35 pm
118.	Sun., Jan. 6	Chicago at Baltimore	1:05 pm
119.	Tue., Jan. 8	Kansas City at Las Vegas	7:35 pm
120.	Wed., Jan. 9	Chicago at New York	7:35 pm
121.	Wed., Jan. 9	Dallas at Kansas City	7:35 pm
122.	Wed., Jan. 9	St. Louis at Tacoma	7:35 pm
123.	Thu., Jan. 10	Pittsburgh at Chicago	7:35 pm
124.	Fri., Jan. 11	Las Vegas at Cleveland	8:05 pm
125.	Fri., Jan. 11	Pittsburgh at Minnesota	7:35 pm
126.	Fri., Jan. 11	Tacoma at San Diego	7:35 pm
127.	Fri., Jan. 11	St. Louis at Los Angeles	7:35 pm
128.	Sat., Jan. 12	Minnesota at New York	8:05 pm
129.	Sat., Jan. 12	Las Vegas at Chicago	7:35 pm
130.	Sat., Jan. 12	Kansas City at Wichita	7:35 pm
131.	Sat., Jan. 12	Los Angeles at Dallas	7:35 pm
132.	Sat., Jan. 12	Baltimore at Tacoma	7:35 pm
133.	Sun., Jan. 13	Cleveland at Pittsburgh	2:05 pm
134.	Mon., Jan. 14	Kansas City at New York	7:35 pm
135.	Tue., Jan. 15	Wichita at Minnesota	7:35 pm
136.	Tue., Jan. 15	Baltimore at Las Vegas	7:35 pm
137.	Wed., Jan. 16	Dallas at Cleveland	8:05 pm
138.	Wed., Jan. 16	St. Louis at Kansas City	7:35 pm
139.	Thu., Jan. 17	Dallas at New York	7:35 pm
140.	Thu., Jan. 17	Baltimore at San Diego	7:35 pm
141.	Thu., Jan. 17	Minnesota at Los Angeles	7:35 pm
142.	Fri., Jan. 18	New York at Pittsburgh	8:05 pm
143.	Fri., Jan. 18	Tacoma at Kansas City	7:35 pm
144.	Fri., Jan. 18	St. Louis at Wichita	7:35 pm

1984-85 Schedule

(All Times Local)

Game No.	Date	1985	Time
145.	Sat., Jan. 19	Wichita at Chicago	7:35 pm
146.	Sat., Jan. 19	Los Angeles at St. Louis	7:35 pm
147.	Sat., Jan. 19	Tacoma at Dallas	7:35 pm
148.	Sat., Jan. 19	Minnesota at San Diego	7:35 pm
149.	Tue., Jan. 22	Los Angeles at Minnesota	7:35 pm
150.	Tue., Jan. 22	New York at Dallas	7:35 pm
151.	Wed., Jan. 23	Wichita at St. Louis	7:35 pm
152.	Wed., Jan. 23	Pittsburgh at Tacoma	7:35 pm
153.	Thu., Jan. 24	St. Louis at Chicago	7:35 pm
154.	Thu., Jan. 24	Cleveland at San Diego	7:35 pm
155.	Thu., Jan. 24	Las Vegas at Los Angeles	7:35 pm
156.	Fri., Jan. 25	New York at Minnesota	7:35 pm
157.	Sat., Jan. 26	Dallas at Baltimore	7:35 pm
158.	Sat., Jan. 26	Cleveland at Las Vegas	7:35 pm
159.	Sat., Jan. 26	Pittsburgh at San Diego	7:35 pm
160.	Sat., Jan. 26	Wichita at Tacoma	7:35 pm
161.	Sun., Jan. 27	Kansas City at Chicago	1:35 pm
162.	Sun., Jan. 27	New York at St. Louis	2:05 pm
163.	Mon., Jan. 28	Cleveland at Los Angeles	7:35 pm
164.	Tue., Jan. 29	Dallas at Wichita	7:35 pm
165.	Tue., Jan. 29	Pittsburgh at Las Vegas	7:35 pm
166.	Wed., Jan. 30	San Diego at New York	7:35 pm
167.	Wed., Jan. 30	Los Angeles at Baltimore	7:35 pm
168.	Wed., Jan. 30	Chicago at St. Louis	7:35 pm
169.	Fri., Feb. 1	San Diego at Baltimore	7:35 pm
170.	Fri., Feb. 1	Kansas City at Pittsburgh	8:05 pm
171.	Fri., Feb. 1	Los Angeles at Cleveland	8:05 pm
172.	Fri., Feb. 1	Minnesota at St. Louis	7:35 pm
173.	Fri., Feb. 1	Las Vegas at Wichita	7:35 pm
174.	Sat., Feb. 2	Los Angeles at Chicago	7:35 pm
175.	Sun., Feb. 3	Wichita at Baltimore	1:05 pm
176.	Sun., Feb. 3	San Diego at Pittsburgh	2:05 pm
177.	Sun., Feb. 3	Kansas City at Cleveland	6:35 pm
178.	Sun., Feb. 3	Tacoma at Las Vegas	6:05 pm
179.	Mon., Feb. 4	St. Louis at New York	7:35 pm
180.	Mon., Feb. 4	Minnesota at Los Angeles	7:35 pro
181.	Tue., Feb. 5	Cleveland at Wichita	7:35 pm
182.	Tue., Feb. 5	Chicago at Dallas	7:35 pm
183.	Wed., Feb. 6	St. Louis at Pittsburgh	7:35 pm
184.	Wed., Feb. 6	Baltimore at Kansas City	7:35 pm
185.	Wed., Feb. 6	New York at San Diego	7:35 pm
186.	Wed., Feb. 6	Las Vegas at Tacoma	7:35 pm
187.	Fri., Feb. 8	Baltimore at Chicago	7:35 pm
188.	Fri., Feb. 8	Tacoma at St. Louis	7:35 pm
189.	Fri., Feb. 8	Pittsburgh at Kansas City	7:35 pm
190.	Fri., Feb. 8	Cleveland at Dallas	7:35 pm
191.	Fri., Feb. 8	New York at Las Vegas	7:35 pm
192.	Fri., Feb. 8	Wichita at San Diego	7:35 pm
193.	Sat., Feb. 9	Tacoma at Minnesota	7:35 pm
194.	Sat., Feb. 9	New York at Los Angeles	7:35 pm
195.	Sun., Feb. 10	Pittsburgh at Baltimore	1:05 pm
196.	Sun., Feb. 10	San Diego at Cleveland	6:35 pin
197.	Sun., Feb. 10	Dallas at Chicago	7:35 pm
198.	Sun., Feb. 10	Kansas City at Las Vegas	6:05 pm
199.	Mon., Feb. 11	Wichita at Los Angeles	7:35 pm
200.	Tue., Feb. 12	St. Louis at New York	7:35 pm
201.	Tue., Feb. 12	Dallas at Tacoma	7:35 pm
202.	Wed., Feb. 13	San Diego at Chicago	7:35 pin
203.	Wed., Feb. 13	Baltimore at Minnesota	7:35 pm
204.	Wed., Feb. 13	Pittsburgh at St. Louis	7:35 pm
205.	Wed., Feb. 13	Kansas City at Los Angeles	7:35 pin
206.	Thu., Feb. 14	Dallas at Las Vegas	7:35 pm
207.	Fri., Feb. 15	Minnesota at Cleveland	8:05 pm
208.	Fri., Feb. 15	San Diego at St. Louis	7:35 pm
209.	Fri., Feb. 15	Pittsburgh at Wichita	7:35 pm
210.	Sat., Feb. 16	Cleveland at Kansas City	7:35 pin
211.	Sat., Feb. 16	Los Angeles at Las Vegas	7:35 pm
212.	Sat., Feb. 16	New York at Tacoma	7:35 pm
213.	Sun., Feb. 17	Minnesota at Pittsburgh	2:05 pm
214.	Sun., Feb. 17	St. Louis at Chicago	7:35 pm
215.	Sun., Feb. 17	San Diego at Wichita	2:35 pin
216.	Sun., Feb. 17	Baltimore at Dallas	2:35 pm
217.	Tue., Feb. 19	Kansas City at New York	7:35 pin

1984-85 Schedule

(All Times Local)

Game No.	Date	1985	Time
218.	Tue., Feb. 19	Minnesota at Baltimore	7:35 pm
219.	Tue., Feb. 19	Tacoma at Wichita	7:35 pin
220.	Wed., Feb. 20	Dallas at Kansas City	7:35 pin
221.	Wed., Feb. 20	Las Vegas at San Diego	7:35 pm
222.	Thu., Feb. 21	Wichita at Pittsburgh	7:35 pm
223.	Thu., Feb. 21	Los Angeles at Chicago	7:35 pm
224.	Thu., Feb. 21	New York at Minnesota	7:35 pm
	Sun., Feb. 24	All-Star Game In Cleveland	TBA
226.	Tue., Feb. 26	Chicago at Wichita	7:35 pm
227.	Wed., Feb. 27	Las Vegas at Kansas City	7:35 pm
228.	Wed., Feb. 27	Chicago at Dallas	7:35 pm
229.	Wed., Feb. 27	Cleveland at Tacoma	7:35 pm
230.	Fri., March 1	Pittsburgh at Baltimore	7 35 pm
231.	Fri., March 1	Las Vegas at St. Louis	7 35 pm
232.	Fri., March 1	New York at Kansas City	7 35 pm
233.	Fri., March 1	Minnesota at Wichita	7 35 pm
234.	Fri., March 1	Cleveland at San Diego	7:35 pm
235.	Sat., March 2	Tacoma at Chicago	1:35 pm
236.	Sun., March 3	St. Louis at Baltimore	1:05 pin
237.	Sun., March 3	Los Angeles at Pittsburgh	2:05 pm
238.	Sun., March 3	Las Vegas at Minnesota	1:35 pin
239.	Sun., March 3	San Diego at Kansas City	3:35 pin
240.	Sun., March 3	New York at Wichita	2:35 pm
241.	Tue., March 5	Tacoma at New York	7 35 pm
242.	Tue., March 5	Los Angeles at Minnesota	7:35 pm
243.	Tue., March 5	Dallas at San Diego	7:35 pm
244.	Wed., March 6	Los Angeles at Dallas	7:35 pm
245.	Thu., March 7	Baltimore at Chicago	7:35 pm
246.	Fri., March 8	Tacoma at Baltimore	7 35 pm
247.	Fri., March 8	Kansas City at Wichita	7 35 pm
248.	Sat., March 9	Cleveland at St. Louis	7 35 pin
249.	Sat., March 9	Pittsburgh at San Diego	8:35 pm
250.	Sun., March 10	Las Vegas at Baltimore	1:05 pm
251.	Sun., March 10	Chicago at Minnesota	1:35 pm
252.	Mon., March 11	Las Vegas at New York	7:35 pm
253.	Mon., March 11	Pittsburgh at Los Angeles	7 35 pm
254.	Tue., March 12	Wichita at Dallas	7:35 pm
255.	Wed., March 13	Kansas City at Baltimore	7:35 pm
256.	Wed., March 13	Tacoma at Cleveland	8 05 pm
257.	Wed., March 13	New York at St. Louis	7:35 pm
258.	Thu., March 14	Tacoma at Pittsburgh	7 35 pin
259.	Thu., March 14	Minnesota at Dallas	7 35 pm
260.	Fri., March 15	Dallas at St. Louis	7 35 pm
261.	Fri., March 15	Wichita at San Diego	7 35 pm
262.	Sat., March 16	New York at Baltimore	7:35 pm
263.	Sat., March 16	St. Louis at Cleveland	8:05 pin
264.	Sat., March 16	Pittsburgh at Chicago	1:35 pm
265.	Sat., March 16	Wichita at Las Vegas	7:35 pm
266.	Sat., March 16	Los Angeles at Tacoma	7:35 pin
267.	Sun., March 17	Chicago at Pittsburgh	2 05 pin
268.	Sun., March 17	Kansas City at Minnesota	1:35 pin
269.	Sun., March 17	San Diego at Dallas	2 35 pin
270.	Tue., March 19	Cleveland at Minnesota	7 35 pm
271.	Tue., March 19	Baltimore at Wichita	7 35 pin
272.	Wed., March 20	Chicago at Los Angeles	7 35 pin
273.	Wed., March 20	San Diego at Tacoma	7 35 pm
274.	Thu., March 21	Dallas at Las Vegas	7 35 pm
275.	Fri., March 22	Pittsburgh at Cleveland	8 05 pin
276.	Fri., March 22	Minnesota at St. Louis	7 35 pm
277.	Fri., March 22	Wichita at Kansas City	7 35 pm
278.	Fri., March 22	Chicago at San Diego	7:35 pm
279.	Fri., March 22	Dallas at Los Angeles	7:35 pm
280.	Sat., March 23	Pittsburgh at New York	8:05 pm
281.	Sat., March 23	Chicago at Las Vegas	7:35 pm
282.	Sat., March 23	Baltimore at Tacoma	7 35 pin
283.	Sun., March 24	Minnesota at Cleveland	6:35 pm
284.	Sun., March 24	St. Louis at Kansas City	3:35 pm
285.	Sun., March 24	San Diego at Wichita	2:35 pm
286.	Tue., March 26	Wichita at New York	7:35 pm
287.	Tue., March 26	San Diego at Minnesota	7:35 pm
288.	Tue., March 26	Baltimore at Los Angeles	7:35 pm
289.	Wed., March 27	Dallas at Cleveland	8:05 pm
290.	Wed., March 27	Chicago at Tacoma	7:35 pin

1984-85 Schedule

(All Times Local)

Game No.	Date	1985	Time
291.	Thu., March 28	St. Louis at Las Vegas	7:35 pm
292.	Fri., March 29	Cleveland at Pittsburgh	8:05 pm
293.	Fri., March 29	Minnesota at Chicago	7:35 pm
294.	Fri., March 29	Los Angeles at Kansas City	7:35 pm
295.	Sat., March 30	New York at Cleveland	8:05 pm
296.	Sat., March 30	Los Angeles at Wichita	7:35 pm
297.	Sat., March 30	Las Vegas at San Diego	7:35 pm
298.	Sat., March 30	St. Louis at Tacoma	7:35 pm
299.	Sun., March 31	Pittsburgh at Kansas City	3:35 pm
300.	Sun., March 31	Baltimore at Las Vegas	6:05 pm
301.	Tue., April 2	Cleveland at New York	7:35 pm
302.	Tue., April 2	Las Vegas at Wichita	7:35 pm
303.	Wed., April 3	Baltimore at St. Louis	7:35 pm
304.	Wed., April 3	Tacoma at Los Angeles	7:35 pm
305.	Thu., April 4	Minnesota at New York	7:35 pm
306.	Thu., April 4	Las Vegas at Pittsburgh	7:35 pm
307.	Thu., April 4	Kansas City at Dallas	7:35 pm
308.	Fri., April 5	Cleveland at Baltimore	7:35 pm
309.	Fri., April 5	New York at Chicago	7:35 pm
310.	Fri., April 5	St. Louis at Minnesota	7:35 pm
311.	Fri., April 5	Dallas at Wichita	7:35 pm
312.	Fri., April 5	Tacoma at San Diego	7:35 pm
313.	Sat., April 6	Baltimore at Pittsburgh	2:05 pm
314.	Sat., April 6	Chicago at Cleveland	8:05 pm
315.	Sat., April 6	Wichita at St. Louis	7:35 pm
316.	Sat., April 6	Tacoma at Las Vegas	7:35 pm
317.	Sat., April 6	San Diego at Los Angeles	2:05 pm
318.	Sun., April 7	Pittsburgh at Minnesota	1:35 pm
319.	Mon., April 8	Kansas City at Los Angeles	7:35 pm
320.	Tue., April 9	Chicago at New York	7:35 pm
321.	Tue., April 9	Dallas at Minnesota	7:35 pm
322.	Wed., April 10	Wichita at Cleveland	8:05 pm
323.	Wed., April 10	Kansas City at Tacoma	7:35 pm
324.	Thu., April 11	Baltimore at New York	7:35 pm
325.	Thu., April 11	Dallas at Pittsburgh	7:35 pm
326.	Thu., April 11	Los Angeles at Las Vegas	7:35 pm
327.	Fri., April 12	Chicago at Baltimore	7:35 pm
328.	Fri., April 12	Wichita at Minnesota	7:35 pm
329.	Fri., April 12	Kansas City at St. Louis	7:35 pm
330.	Sat., April 13	New York at Pittsburgh	8:05 pm
331.	Sat., April 13	Cleveland at Chicago	7:35 pm
332.	Sat., April 13	Minnesota at Kansas City	7:35 pm
333.	Sat., April 13	Los Angeles at San Diego	7:35 pm
334.	Sat., April 13	Las Vegas at Tacoma	7:35 pm
335.	Sun., April 14	Baltimore at Cleveland	7:35 pm
336.	Sun., April 14	St. Louis at Wichita	2:35 pm
337.	Sun., April 14	San Diego at Las Vegas	6:05 pm

MISL Award Winners

MISL CHAMPION

1983-84	BALTIMORE BLAST, <i>BERNARD RODIN, Director</i>
1982-83	SAN DIEGO SOCKERS, <i>BOB BELL, Director</i>
1981-82	NEW YORK ARROWS, <i>JOHN LUCIANI, Director</i>
1980-81	NEW YORK ARROWS, <i>JOHN LUCIANI, Director</i>
1979-80	NEW YORK ARROWS, <i>JOHN LUCIANI, Director</i>
1978-79	NEW YORK ARROWS, <i>JOHN LUCIANI, Director</i>

MOST VALUABLE PLAYER/Regular Season

1983-84	STAN STAMENKOVIC, <i>BALTIMORE</i>
1982-83	ALAN MAYER, <i>SAN DIEGO</i>
1981-82	STEVE ZUNGUL, <i>NEW YORK</i>
	STAN TERLECKI, <i>PITTSBURGH</i>
1980-81	STEVE ZUNGUL, <i>NEW YORK</i>
1979-80	STEVE ZUNGUL, <i>NEW YORK</i>
1978-79	STEVE ZUNGUL, <i>NEW YORK</i>

SCORING CHAMPION

1983-84	STAN STAMENKOVIC, <i>BALTIMORE</i>
1982-83	STEVE ZUNGUL, <i>NY/GOLDEN BAY</i>
1981-82	STEVE ZUNGUL, <i>NEW YORK</i>
1980-81	STEVE ZUNGUL, <i>NEW YORK</i>
1979-80	STEVE ZUNGUL, <i>NEW YORK</i>
1978-79	FRED GRGUREV, <i>PHILADELPHIA</i>

COACH-OF-THE-YEAR

1983-84	KENNY COOPER, <i>BALTIMORE</i>
1982-83	PAT McBRIDE, <i>KANSAS CITY</i>
1981-82	DAVE CLEMENTS, <i>DENVER</i>
1980-81	DON POPOVIC, <i>NEW YORK</i>
1979-80	LEN BILOUS, <i>PITTSBURGH</i>
	PAT McBRIDE, <i>ST LOUIS</i>
1978-79	TIMO LIEKOSKI, <i>HOUSTON</i>

ROOKIE-OF-THE-YEAR

1983-84	KEVIN MAHER, <i>PITTSBURGH</i>
1982-83	KIRK SHERMER, <i>LOS ANGELES</i>
1981-82	GERMAIN IGLESIAS, <i>BUFFALO</i>
1980-81	DON EBERT, <i>ST LOUIS</i>
1979-80	JIM SINCLAIR, <i>BUFFALO</i>

TOP GOALKEEPER

1983-84	SLOBO ILIJEVSKI, <i>ST LOUIS</i>
1982-83	ZOLTAN TOTH, <i>NEW YORK</i>
1981-82	SLOBO ILIJEVSKI, <i>ST LOUIS</i>
1980-81	ENZO DI PEDE, <i>CHICAGO</i>
1979-80	SEPP GANTENHAMMER, <i>HOUSTON</i>
1978-79	PAUL HAMMOND, <i>HOUSTON</i>

MOST VALUABLE PLAYER/Playoffs

1983-84	SCOTT MANNING, <i>BALTIMORE</i>
1982-83	JULIE VEEE, <i>SAN DIEGO</i>
1981-82	STEVE ZUNGUL, <i>NEW YORK</i>
1980-81	STEVE ZUNGUL, <i>NEW YORK</i>
1979-80	STEVE ZUNGUL, <i>NEW YORK</i>
1978-79	SHEP MESSING, <i>NEW YORK</i>

PASS MASTER (Most Assists)

1983-84	STAN STAMENKOVIC, <i>BALTIMORE</i>
1982-83	STAN STAMENKOVIC, <i>MEMPHIS</i>
1981-82	STEVE ZUNGUL, <i>NEW YORK</i>
1980-81	JORGEN KRISTENSEN, <i>WICHITA</i>
1979-80	STEVE ZUNGUL, <i>NEW YORK</i>
1978-79	FRED GRGUREV, <i>PHILADELPHIA</i>

DEFENDER AWARD

1983-84	KIM ROENTVED, <i>WICHITA</i>
1982-83	BERNIE JAMES, <i>CLEVELAND</i>
1981-82	VAL TUKSA, <i>NEW YORK</i>

M

N

MAJOR

SOCCER MIGEIN

SIDEKICKS ACQUISITIONS

Player	Date Acquired	How Acquired	Contract Length
Jan van Beveren	April 3, 1984	Free Agent	Multi-year
Ian Martin	July 2, 1984	Free Agent	One Year
Damien Kelly	July 5, 1984	Trade with K.C.	One Year
Neil Cohen	July 19, 1984	Free Agent	Multi-year
Mark Kerlin	July 19, 1984	Pur: Phoenix	Two Years
Mike Uremovich	July 19, 1984	Pur: Phoenix	Two Years
Herve Guilliod	Aug. 2, 1984	Pur: Buffalo	Two Years
Joe Ulrich	Sept. 11, 1984	Free Agent	Two Years
Peter Simonini	Sept. 14, 1984	Free Agent	Two Years
Tatu	Sept. 17, 1984	Pur: Tampa	Multi-year
Giulio Bernardi	Oct. 2, 1984	Free Agent	Two Years
Mark Evans	Oct. 2, 1984	Free Agent	One Year
Mike Twellman	Oct. 2, 1984	Free Agent	One Year
Ron Dufrene	Oct. 3, 1984	Free Agent	One Year
Mark Karpun	Oct. 3, 1984	Free Agent	One Year
Kevin Smith	Oct. 4, 1984	Free Agent	Multi-year
Mikael Ronnberg	Oct. 9, 1984	Pur.-Malmo FF	Multi-year
Mike Hanner	Oct. 9, 1984	Free Agent	One Year
Rickard Strombeck	Oct. 9, 1984	Loan-Malmo FF	One Year

SIDEKICKS BIRTHDAYS

JANUARY

9 Joe Ulrich
19 Peter Simonini

FEBRUARY

1 Mark Kerlin
1 Tatu
6 Mikael Ronnberg
23 Ian Martin

MARCH

5 Jan van Beveren

APRIL

10 Mark Evans
15 Mike Hanner

JUNE

12 Mark Karpun
15 Mike Uremovich

JULY

4 Ron Dufrene
6 Giulio Bernardi

SEPTEMBER

12 Neil Cohen
27 Damien Kelly

OCTOBER

7 Rickard Strombeck
22 Gordon Jago

NOVEMBER

18 Herve Guilliod

DECEMBER

5 Kevin Smith
12 Mike Twellman

Sidekicks Media Services

The Dallas Sidekicks welcome all members of the working media to Reunion Arena for the exciting action of indoor soccer. It is the intention of the Public Relations Department to serve you before, during, and after the game in the most professional manner. Director of Public Relations Patrick Wallace welcomes your suggestions and comments. He may be reached at the office at 214/760-7330 or at home at 214/349-2840.

CREDENTIALS: Members of the Media may request a single-game media pass up to 24 hours prior to game time. Please make all requests to Sidekicks' Public Relations Director Patrick Wallace.

PHOTOGRAPHERS: Season photo passes will be issued to major daily newspapers, wire services, and television stations in Dallas and Ft. Worth. Photographers requesting credentials should have their photo editor make the written request no later than 24 hours prior to the game.

MEDIA ENTRANCE: Enter on the concourse level of the arena using Entrance 3 - Sports Street located on the north side of the arena (near flagpoles). The press elevator is located inside the door on the left side. Members of the media with Sidekicks or MISL passes will be admitted to the press elevator. The press lounge is located on the lower level.

PRESS LOUNGE: Located at the end of the corridor at the north end of the lower level adjacent to the elevator. The press room is opened to members of the working media 90 minutes prior to kick-off and also at halftime. Telephones and work space are available in the press room.

PRESS AREA: Located in the arena in Section 101, rows CC - FF, directly behind the official scorer's table.

Sidekicks Key Media

Beat Writers

Terry Bigham - The Dallas Morning News
Susie Woodhams - Dallas Times Herald
Phil Stephens - Soccer America

Newspapers

The Dallas Morning News
Communications Center
Dallas, Texas 75265
(214) 745-8444
Editor: Dave Smith
The Fort Worth
Star Telegram
P.O. Box 1870
Fort Worth, Texas 76101
Editor: James Walker

Dallas Times Herald
1101 Pacific Ave.
Dallas, Texas 75202
(214) 744-6228
Editor: Mike Bevens
A.P. - Denne Freeman
(214) 742-3440
U.P.I. - Mike Rabun
(214) 980-8320

Television

KDFW 4 (CBS)
Paul Crane
Kevin McCarthy
Mark Lewis
(214) 744-4000

WFAA 8 (ABC)
Dale Hansen
Tony Martinez
George Riba
(214) 748-9631

KXAS 5 (NBC)
Alan Mallory
Scott Murray
Mike Fernandez
(214) 429-1550

KRLD 33 (Ind.)
Carl White
(214) 634-8833

Radio

WBAP 820 AM
Dan Flannigan
(214) 429-2330

KRLD 1080 AM
Brad Sham
(214) 634-1080

The Dallas Sidekicks

OFFICIAL 1984-85 MISL SCHEDULE

(ALL STARTING TIMES ARE CENTRAL TIME ZONE) DOORS OPEN 1 1/2 HOURS BEFORE GAME.

GAME TIME 7:35 PM UNLESS OTHERWISE NOTED

PRE-SEASON GAME OCTOBER 29 WICHITA AT REUNION.

SUNDAY MONDAY TUESDAY WEDNESDAY THURSDAY FRIDAY SATURDAY

NOVEMBER

				1	2	3
					LAS VEGAS	
4	5	6	7	8	9	10
			SAN DIEGO		CLEVELAND	
11	12	13	14	15	16	17
	LOS ANGELES				MINNESOTA	
18	19	20	21	22	23	24
					BALTIMORE	BALTIMORE
25	26	27	28	29	30	
			PITTSBURGH			

DECEMBER

						1
						ST. LOUIS
2	3	4	5	6	7	8
		TACOMA				NEW YORK
9	10	11	12	13	14	15
		KANSAS CITY			MINNESOTA	WICHITA
16	17	18	19	20	21	22
			SAN DIEGO			TACOMA
23	24	25	26	27	28	29
					PITTSBURGH	
30	31					
ST. LOUIS						

JANUARY

		1	2	3	4	5
					LAS VEGAS	
6	7	8	9	10	11	12
			KANSAS CITY			LOS ANGELES
13	14	15	16	17	18	19
			CLEVELAND	NEW YORK		TACOMA
20	21	22	23	24	25	26
		NEW YORK				BALTIMORE
27	28	29	30	31		
		WICHITA				

FEBRUARY

					1	2
3	4	5	6	7	8	9
		CHICAGO			CLEVELAND	
10	11	12	13	14	15	16
CHICAGO		TACOMA		LAS VEGAS		
17	18	19	20	21	22	23
BALTIMORE 2:35			KANSAS CITY			
24	25	26	27	28		
			CHICAGO			

MARCH

					1	2
3	4	5	6	7	8	9
		SAN DIEGO	LOS ANGELES			
10	11	12	13	14	15	16
		WICHITA		MINNESOTA	ST. LOUIS	
17	18	19	20	21	22	23
SAN DIEGO 2:35				LAS VEGAS	LOS ANGELES	
24	25	26	27	28	29	30
			CLEVELAND			
31						

APRIL

	1	2	3	4	5	6
				KANSAS CITY	WICHITA	
7	8	9	10	11	12	13
		MINNESOTA		PITTSBURGH		
14	15	16	17	18	19	20

HOME GAMES

AWAY GAMES